

# Action Pack 2

## Second Grade

Liz Kilbey

Action Pack is a twelve-level course for Jordanian students, leading them from the Basic to the Secondary stage. It is based on the most modern methods of teaching language, combining a topic-based approach with functional language practice, careful attention to grammar and vocabulary and a comprehensive skills syllabus.

This level is for Grade 2 students.

### The Action Pack series offers learners:

- modern, interesting and relevant topics
- a clear and systematic approach to grammar, with thorough practice
- integrated skills work with a particular focus on reading and writing
- consistent building and recycling of vocabulary
- special sections devoted to functional and situational language
- project work at the end of every module
- the development of critical thinking skills

Each level of Action Pack consists of a Pupil's Book, Audio Cassette, an Activity Book and a comprehensive Teacher's Book, Flashcards and Wall charts.



[www.EducationalRC.org](http://www.EducationalRC.org)




# Action Pack 2

## Second Grade



إدارة المناهج والكتب المدرسية



# Activity Book

Liz Kilbey



إدارة المناهج والكتب المدرسية

# Action Pack

# 2

## Second Grade (New Edition)

### Activity Book

منهاجي  
متعة التعليم الهادف



## Liz Kilbey

 York  
Press

Educational  
Research  
Center

## Acknowledgements

The publishers and the writers would like to acknowledge the contribution made by the Review and Adaptation Committee appointed by the Ministry of Education of the Hashemite Kingdom of Jordan, through their guidance and valued assessment of the materials, to the development of the New Action Pack 2 course.

### Evaluation and Adaptation Committee

- Dr Hamza Ali Al-Omary
- Dr Hussein Mohammad Yagi
- Dr Tha'er Issa Tawalbeh
- Dr Saleh Hassan Al-Omary
- Haifa Hafez Takrouri
- Narmin Dawod Al-Azza
- Nuha Sulaiman Al-Tarawneh

قررت وزارة التربية والتعليم تدریس هذا الكتاب في مدارس المملكة الأردنية الهاشمية بموجب قرار مجلس التربية والتعليم رقم ٢٠١١/٣ في جلسته بتاريخ ٢٠١١/٦/٩ بدءاً من العام الدراسي ٢٠١١/٢٠١٢م.

The Ministry of Education has decided to adopt this book for Jordanian schools in accordance with the approval of the Board of Education decision No. 3/2011 in its meeting on 9/6/2011 for the 2011/2012 academic year.

التدقيق: ملك محمد المسّاد  
المراجعة: منال فاهد أبورمان

The authors and publishers are grateful to all those who have given permission to reproduce copyright material.

© Dar Al Tarbawiyoun House of Education Ltd and Pearson Education Ltd 2011

All rights reserved; no part of this publication may be reproduced, stored in a retrieval system or transmitted in any form or by any means, electronic, mechanical, photocopying, recording or otherwise, without the prior written permission of the copyright holders.

ISBN: 978-614-406-182-4  
Printed 2011  
Reprinted 2012-2019

York Press  
322 Old Brompton Road,  
London SW5 9JH, England

Pearson Education Ltd  
Edinburgh Gate, Harlow,  
Essex CM20 2JE, England  
and associated companies throughout the world.

House of Education Ltd  
Woodbourne Hall,  
P.O. Box 916,  
Road Town,  
Tortola,  
British Virgin Islands

# Contents

## First semester


UNIT 1	Good morning, children	4
UNIT 2	Where do you live?	6
UNIT 3	What day is it today?	8
UNIT 4	Review	10
UNIT 5	What can you see?	11
UNIT 6	Can turtles swim?	13
UNIT 7	I've got a headache	15
UNIT 8	Review	17

## Second semester

UNIT 9	How many are there?	18
UNIT 10	What time is it?	20
UNIT 11	What does he look like?	22
UNIT 12	Review	24
UNIT 13	This is a present for you	25
UNIT 14	I like playing tennis	27
UNIT 15	How do you spell it?	29
UNIT 16	Review	31

1. Match


1.



a.

Look at the board, please.

2.



b.

Good morning, children.  
Good morning, Miss Rasmi.

3.



c.

Open your books, please.

2. Look and copy

books, children, board

1. Good morning, children.

2. Open your books.

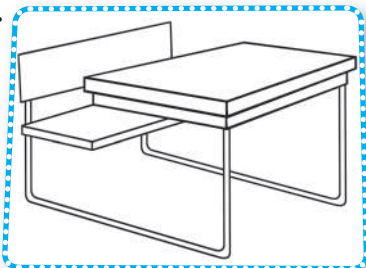
3. Look at the board, please.

3.  Listen and say


*Yes, it is.*

*No, it isn't.*


1.



2.



3.



## 4. Match, trace and copy

M

J


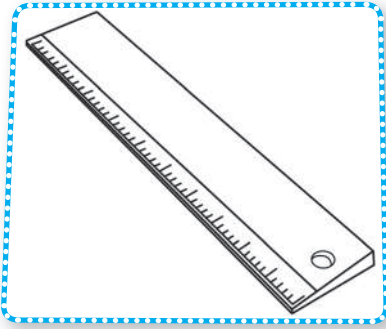
R

r

j

m

mosque, Jordan, ruler




1. A ruler

2. A \_\_\_\_\_

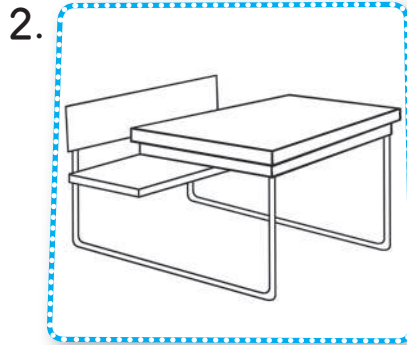
3. \_\_\_\_\_

## 5. Look, circle and say



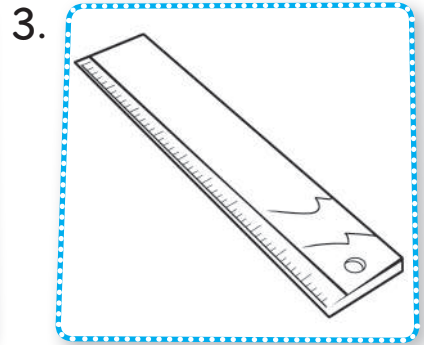
Is it a book?

Yes, it is. / No, it isn't.



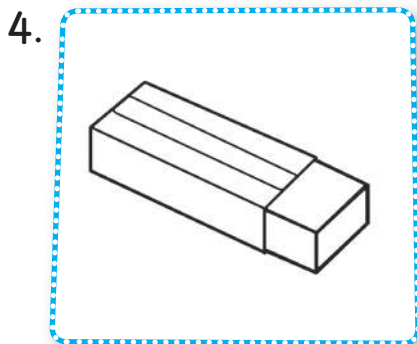
Is it a pencil case?

Yes, it is. / No, it isn't.




Is it a ruler?

Yes, it is. / No, it isn't.




Is it a rubber?

Yes, it is. / No, it isn't.



Is it a desk?

Yes, it is. / No, it isn't.



Is it a mosque?


Yes, it is. / No, it isn't.

## 1. Draw, colour and write


منهاجي  
متعة التعليم الهادف




This is me. I live in \_\_\_\_\_.

2.  Listen and circle

1. Where *do/does* he live? He *live/lives* in Aqaba.



2. Where *do/does* she live? She *live/lives* in Irbid.



3. Where *do/does* they live? They *live/lives* in Zarqa.

### 3. Look and write

grandma, grandpa, cousin, aunt, uncle

3. \_\_\_\_\_

5. \_\_\_\_\_

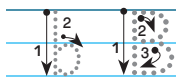
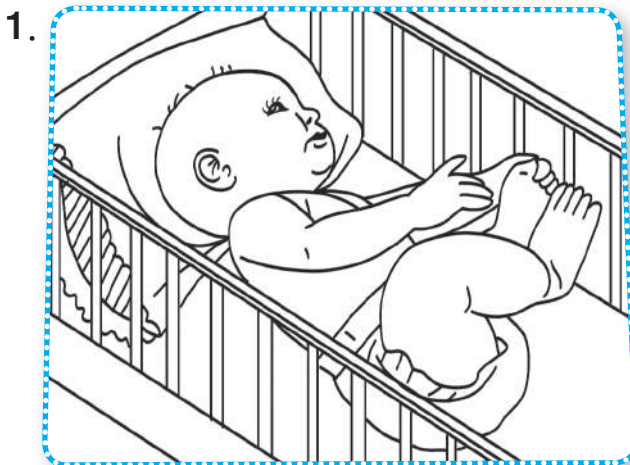
4. \_\_\_\_\_

2. \_\_\_\_\_

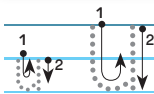

That's my ...

1. grandpa

### 4. Trace and write



baby



uncle



## 1. Say and write

Sunday

Monday

Tuesday

Thursday

Saturday

2.  Listen and circle

SUNDAY	MONDAY	TUESDAY	WEDNESDAY	THURSDAY	FRIDAY	SATURDAY
1	2	3	4	5	6	7
8	9	10	11	12	13	14
15	16	17	18	19	20	21
22	23	24	25	26	27	28
29	30	31				

1. It's Tuesday / Sunday.
2. It's Monday / Wednesday.
3. It's Saturday / Thursday.
4. It's Friday / Tuesday.
5. It's Wednesday / Sunday.
6. It's Thursday / Friday.
7. It's Wednesday / Monday.

3.  Listen, write and say

Sunday, Monday, Tuesday, Wednesday

1.



Monday

2.




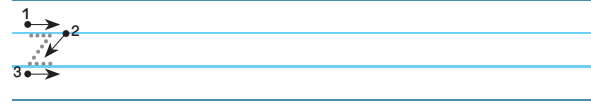
3.




4.



4.  Trace, listen and write



park




zoo

## 1. Look and complete

lives, Yes, Where


1.



Is it a park?

Yes, it is.

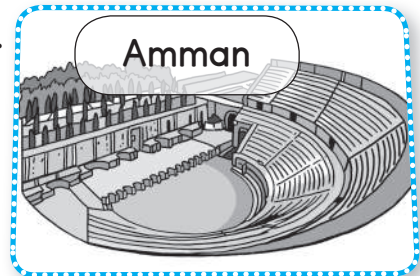
2.



Where does Laila live?




She lives in  
Madaba.

3.

\_\_\_\_\_ does your  
Grandpa live?

He lives in Amman.


## 2. Look, circle and say

Thursday	Friday	Saturday
		

- On Thursday, I help my grandmother. ✓ X
- On Friday, I go to the shops with my mum. ✓ X
- On Saturday, I visit my uncle, aunt and cousin. ✓ X


1. Look and circle

1.



I can see a tiger.    ✓    X

2.



I can see a bear.    ✓    X

2. Match, trace and copy

A


T

Y

t

y

a




animals, tiger



1. It's a   tiger  .

2. They're           .

3.  Listen and number



#### 4. Write and match





big, old, small, young

1. It's big.


2. They're y.

3. They're o.

4. It's s.



#### 5. Listen, count and write




1. I can see \_\_\_\_\_.

2. They're \_\_\_\_\_.

## 1. Look and write

walk, swim, fly, sing

1.




walk

2.



3.



4.



## 2. Look, circle and say


1.



Can they sing?

Yes, they can. / No, they can't.


2.



Can they fly?

Yes, they can. / No, they can't.


3.



Can they climb?

Yes, they can. / No, they can't.

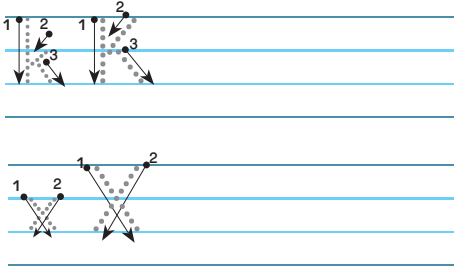
4.



Can they swim?

Yes, they can. / No, they can't.

3.  Trace, listen and write







stork



fox

4.  Listen, ask and answer

Yes, they can. No, they can't.



1. Look and write

1.



e a d h h e c a


headache

2.



t s m a h o c c h e a

3.



e r a a e c h


4.



o o a c h t t h e

2. Trace and write

1.



2.  
1 ↓

2 →  
1 ↓  
3 →

He's

He's

2.



2 →  
1 ↓

2 →  
3 →  
2 ↓

headache


She's got a



### 3. Match and write


I'm thirsty. I'm hungry. I'm ill. I'm tired.

1.




I'm hungry

2.




\_\_\_\_\_

3.



\_\_\_\_\_


4.



\_\_\_\_\_

### 4. Look and circle

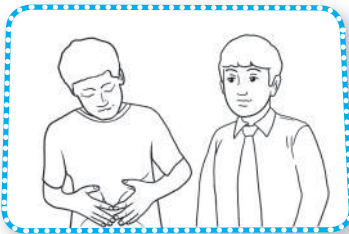
1.



Girl 1: Have you got a headache?

Girl 2: Yes, I have. / No, I haven't.


2.



Boy 1: Have you got a toothache?

Boy 2: Yes, I have. / No, I haven't.


3.



Girl 1: Has she got an earache?

Girl 2: Yes, she has. / No, she hasn't.

4.



Boy 1: Has he got a stomachache?

Boy 2: Yes, he has. / No, he hasn't.

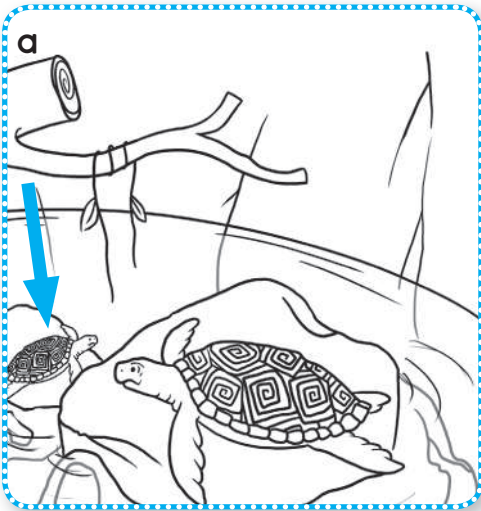
1.  Listen and write

1. It's a \_\_\_\_\_.


2. \_\_\_\_\_.

## 2. Match and write


old, small, young, big



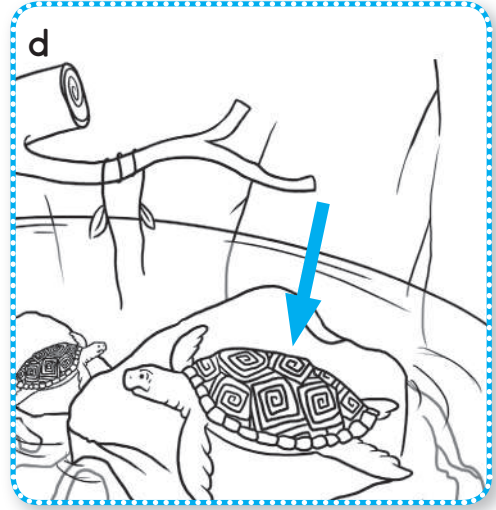
1. \_\_\_\_\_



2. \_\_\_\_\_



3. \_\_\_\_\_



4. \_\_\_\_\_

## 1. Read, write and match


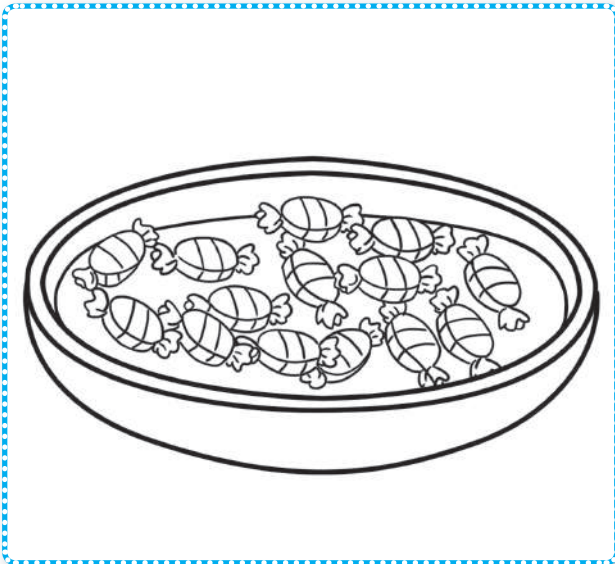
twenty-one	_____	16
twenty	_____	18
nineteen	_____	13
eighteen	_____	20
seventeen	_____	21
sixteen	_____	14
fifteen	_____	11
fourteen	_____	17
thirteen	_____	12
twelve	_____	15
eleven	_____	19

منهاجي  
متعة التعليم الهادف



## 2. Look and complete

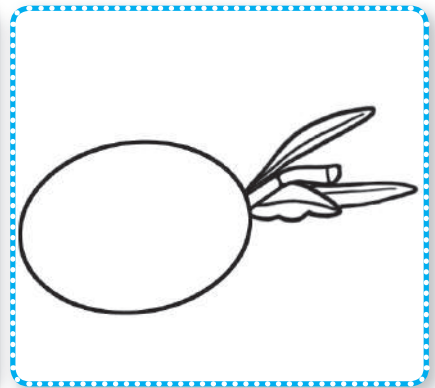
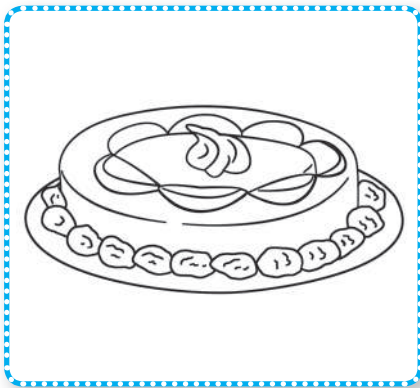
many, There are



1. How \_\_\_\_\_ sweets  
are there? There are fourteen.

2. How many nuts are there?  
\_\_\_\_\_ twenty-one.

### 3. Trace and write



1. It's a cake.

2. It's a fig.

3. It's an olive.

\_\_\_\_\_

\_\_\_\_\_

\_\_\_\_\_

\_\_\_\_\_

\_\_\_\_\_

\_\_\_\_\_

\_\_\_\_\_

\_\_\_\_\_

\_\_\_\_\_

\_\_\_\_\_

\_\_\_\_\_

\_\_\_\_\_

\_\_\_\_\_

\_\_\_\_\_

\_\_\_\_\_

\_\_\_\_\_

\_\_\_\_\_

\_\_\_\_\_


### 4. Match, listen and check

1. Can I have
2. How many
3. Twenty,
4. Here
5. Thank

- would you like?
- please.
- you.
- some cakes, please?
- you are.

## 1. Read and draw

1.




It's half past two.

2.



It's six o'clock.

3.



It's eleven o'clock.

## 2. Match and write


go to bed, go to school, get up,  
brush teeth, have breakfast, have lunch

1.



get up


2.



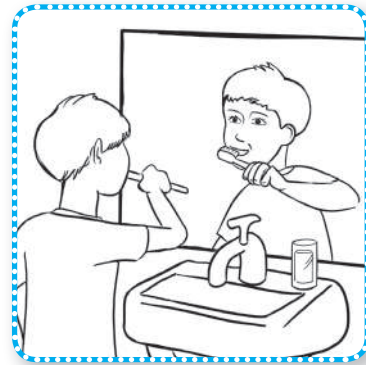
3.




4.















5.









6.


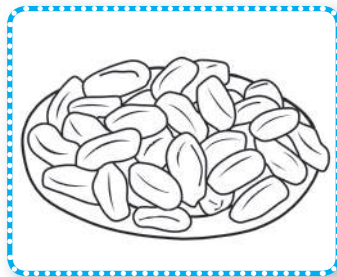



### 3. Listen and match

1. 	a. 	4. 	d. 
2. 	b. 	5. 	e. 
3. 	c. 	6. 	f. 

### 4. Trace, listen and write


	
	
	



visitor | dates | watch

1.  Listen and colour


1.



2.



3.

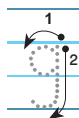


4.



## 2. Trace and write


1.



grey

He's got \_\_\_\_\_ hair.


2.




long

She's got \_\_\_\_\_ hair.


### 3. Look and circle




1. Hisham is short.  X
2. He has got short brown hair.  X



3. Abla is tall.  X
4. She has got long black hair.  X




5. Grandma is tall.  X
6. She has got short black hair.  X



7. My uncle is short.  X
8. He has got short grey hair.  X

### 4. Write, listen and check



black, grey, got, tall

He's tall.


He's \_\_\_\_\_ short \_\_\_\_\_

hair and \_\_\_\_\_ eyes.



1. Look, count and write

one, nineteen, twenty-one, sixteen



1. How many nuts are there?

There are twenty-one.

3. How many figs are there?

There are \_\_\_\_\_.

2. How many sweets are there?


There are \_\_\_\_\_.

4. How many cakes are there?

There's \_\_\_\_\_.

2. Look and circle


1.



My dad's tall / short.

He's got short / long black hair.

2.



My mum's tall / short.

She's got long black / brown hair.

3.




I'm tall / short.

I've got short / long black / brown / hair and black / brown / grey / blue / green eyes.


1.  Say, write and listen

1.



a tennis racquet

2.



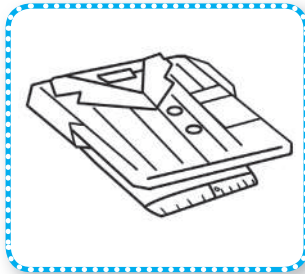
3.



4.



5.



6.



## 2. Look and circle

1.

This is a / These are sunglasses.

2.




This is a / These are football.

3.











This is a / These are T-shirt.

4.





This is a / These are pyjamas.

3.  Listen and tick

						
	✓					
						

4. Trace and write



1. This is a notebook.

\_\_\_\_\_

\_\_\_\_\_

\_\_\_\_\_


2. These are tennis racquets.

\_\_\_\_\_


\_\_\_\_\_

\_\_\_\_\_


1. Match and write



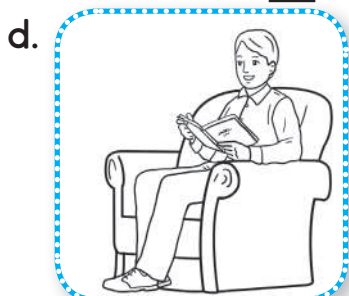
1. reading




2. cycling




3. playing tennis



4. running



5. playing football



6. painting

2. Trace and write




1. Do you like salad ?

\_\_\_\_\_

\_\_\_\_\_

\_\_\_\_\_




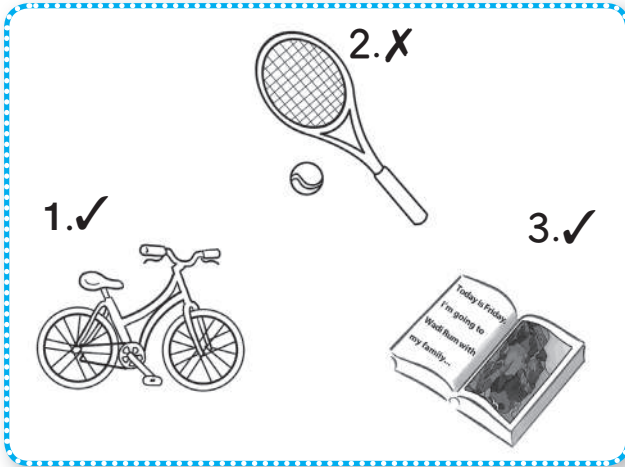
2. Do you like playing tennis ?

\_\_\_\_\_


\_\_\_\_\_

\_\_\_\_\_








### 3. Look, ask, answer and circle



1. Yes, I do / No, I don't.
2. Yes, I do. / No, I don't.
3. Yes, I do. / No, I don't.
4. Yes, I do. / No, I don't.
5. Yes, I do. / No, I don't.
6. Yes, I do. / No, I don't.





### 4. Listen and tick ✓ or cross X



3.  Listen, circle and point

b o c a k e y f k h a t I c v a x football p w e j n o t e b o o k c b




4. Look, answer and write




What's his surname?

It's \_\_\_\_\_.



What's her surname?

It's \_\_\_\_\_.




What's their surname?

It's \_\_\_\_\_.

## 1. Look, circle and say

1.

This is / These  
are for her.











2.

This is for you / me  
/ him / her / them.

2.  Look, write and listen

football, Do, like, No, painting, don't, do

1. Laila: Do you like cycling, Issa?

Issa: No, I don't. I like reading.

2. Issa: Do you like reading, Laila?

Laila: Yes, I do.

3. Issa: Do you like playing football, Laila?

Laila: No, I don't.



# Wordlist

alphabet (U:15)  
alright (U:7)  
animal (U:5)  
aunt (U:2 & U:4)  
baby (U:2)  
bear (U:5 & U:8)  
big (U:5 & U:8)  
board (U:1 & U:4)  
breakfast (U:12)  
brown (U:11 & U:12)  
brush teeth (U:10)  
cake (U:9 & U:12)  
catch (U:6 & U:8)  
children (U:1)  
climb (U:6 & U:8)  
cooking (U:14 & U:16)  
cousin (U:2 & U:4)  
cycling (U:14 & U:16)  
days of the week (U:3 & U:4)  
desk (U:1 & U:4)  
earache (U:7 & U:8)  
elephant (U:5 & U:8)  
Excuse me (U:7)  
fig (U:9 & U:12)  
fly (U:6 & U:8)  
football (U:13 & U:16)  
fox (U:6)  
get up (U:10 & U:12)  
giraffe (U:6 & U:8)  
go to bed (U:10 & U:12)  
go to school (U:10 & U:12)  
good morning (U:1 & U:4)  
grandma (U:2 & U:4)  
grandpa (U:2 & U:4)  
grandparent (U:2)  
grey (U:11 & U:12)  
guess (U:6 & U:8)  
half past (U:10 & U:12)  
hat (U:13 & U:16)  
have breakfast (U:10)  
have lunch (U:10)  
headache (U:7 & U:8)  
help (U:3 & U:4)  
home (U:7)  
hungry (U:7 & U:8)  
ill (U:7 & U:8)  
Jordan (U:1 & U:4)  
letter (U:15 & U:16)  
lion (U:5 & U:8)  
live (v) (U:2 & U:4)  
long (U:11)  
lunch (U:12)  
notebook (U:13)  
numbers 11-21 (U:9)  
nut (U:9 & U:12)  
o'clock (U:10 & U:12)  
olive (U:9 & U:12)  
page (U:1)  
painting (U:14 & U:16)  
pencil case (U:1 & U:4)  
play (U:3 & U:4)  
playing football (U:4 & U:14)  
playing tennis (U:16)  
present (U:13)  
pyjamas (U:13 & U:16)  
read (U:3 & U:4)  
reading (U:14 & U:16)  
right (U:15)  
rubber (U:1 & U:4)  
ruler (U:1 & U:4)  
running (U:14 & U:16)  
(school) trip (U:3)  
see (U:5)  
short (U:11 & U:12)  
sing (U:6 & U:8)  
small (U:5 & U:8)  
spell (U:15 & U:16)  
stomachache (U:7 & U:8)  
stork (U:6 & U:8)  
sunglasses (U:13 & U:16)  
surname (U:15 & U:16)  
sweet (U:9 & U:12)  
tall (U:11 & U:12)  
tennis (U:14)  
tennis racquet (U:13 & U:16)  
thirsty (U:7 & U:8)  
tidy bedroom (U:3)  
tiger (U:5)  
time (U:10)  
tired (U:7)  
today (U:3)  
toothache (U:7 & U:8)  
T-shirt (U:13 & U:16)  
turn (U:1)  
turtle (U:6 & U:8)  
uncle (U:2 & U:4)  
visit (U:3 & U:4)  
visitor (U:10 & U:12)  
walk (U:6 & U:8)  
watch (U:10)  
who (U:2)  
wrong (U:15)  
young (U:5 & U:8)  
zoo (U:3 & U:4)