

الجمهورية العربية السورية
وزارة التربية

English for Syria

Elementary
Activity Book

J. Greet



٢٠١٩-٢٠٢٠ م
المؤسسة العامة للطباعة



اعتمد من قبل المركز الوطني لتطوير المناهج التربوية
حقوق التوزيع في الجمهورية العربية السورية
محافظة للمؤسسة العامة للطباعة

تدقيق ومواءمة كتب اللغة الإنكليزية
باسل صادق
رشا بايزيد
سرور شلش
شهرزاد الفراتي
عبد الماجد أوغرلي
علا داود آغا
لينا الذياب

وردت الأسماء حسب الترتيب الهجائي.



322 Old Brompton Road,
London SW5 9JH,
England

Maktabat El Nashr El Tarbawi El Souri
(Syrian Educational Publishers)

Omar El Mukhtar 2nd Str., Bldg. 6
El Mazraa, Damascus-Syria
Phone: (011) 44676789
Fax: (011) 44676788
e-mail: info@syrianep.com
www.syrianep.com

First edition published 2002
Second edition 2007
Third edition 2019

© York Press 2002

*All rights reserved; no part of this publication
may be reproduced, stored in a retrieval system,
or transmitted in any form or by any means, electronic,
mechanical, photocopying, recording or otherwise,
without the prior written permission of the Publishers.*

© جميع الحقوق محفوظة : لا يجوز نشر أي جزء من هذا الكتاب أو تصويره أو تخزينه أو تسجيله بأي وسيلة دون موافقة خطية من الناشر.

Contents

Unit	Page
Welcome back!	5
Unit 1 Hello!	9
Unit 2 How many ...?	12
Unit 3 What are these?	15
Unit 4 What can you see?	18
Unit 5 Revision 1	21
Unit 6 What can animals do?	24
Unit 7 Can you ...?	27
Unit 8 In a restaurant	30
Unit 9 Whose crayon is this?	33
Unit 10 Revision 2	36
Unit 11 Numbers 11-15	39
Unit 12 What are you eating?	42
Unit 13 What are you doing?	45
Unit 14 Numbers 16-20	48
Unit 15 Revision 3	51

Unit	Page
Unit 16 Making a cake	54
Unit 17 Days of the week	57
Unit 18 Let's watch TV.....	60
Unit 19 What time is it?	63
Unit 20 Revision 4	66
Unit 21 What does your father do in the morning?.....	69
Unit 22 Everyday activities	72
Unit 23 I've got	75
Unit 24 What's the matter?	78
Unit 25 Revision 5	81
Handwriting Practice	84

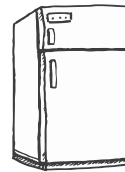
Welcome back!

- 1 Trace the following words and match them to the pictures.

trousers



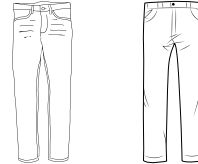
sandwich



umbrella



fridge



- 2 Cross out the words that do not have the following sounds.

p

pencil

computer

biscuit

m

tomato

nose

mother

r

blue

rice

green

y

yellow

umbrella

boy

i

leg

window

sing

a

bag

apple

doll

3 Read and circle the words related to clothes.

bag

dress

leg

doll

skirt

arm

bedroom

toy box

head

sofa

vase

shirt

key

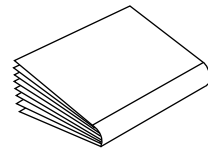
desk

jacket


salad

4 Read and circle the correct picture.

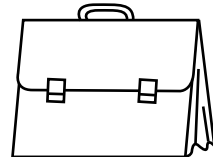
Read a



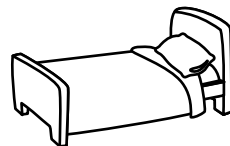
Eat a



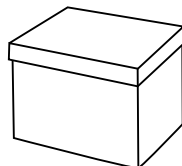
Play with a



Sleep in a



Wear a



5 Match the questions with their answers.

How are you?

This is my mother.

What colour is the bus?

Yes, it is.

Who's this?

I'm seven.

Is this your bag?

It's yellow.

How old are you?

I'm fine, thank you.

6 Complete the gaps with words from the box.

on

It's

it isn't

please

many

1 What's this? _____ a desk.

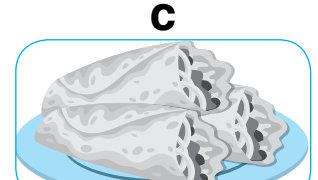

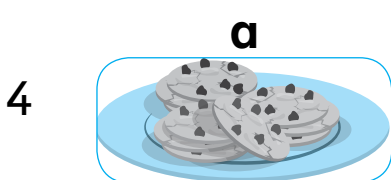
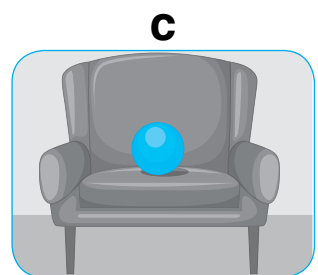
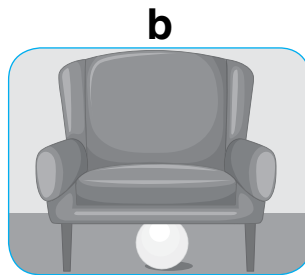
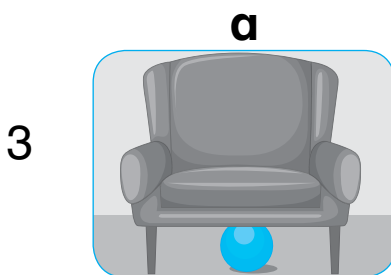
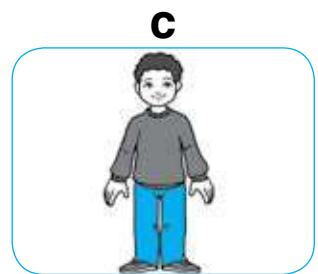

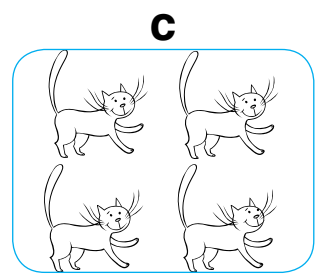
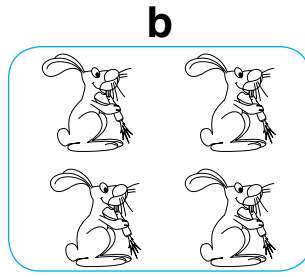

2 Is the car black? No, _____.

3 Where is the ball? It's _____ the table.

4 Salad? Yes, _____.

5 How _____ tomatoes are there? There are six tomatoes.

7  Listen to the conversation and circle the correct answer.



8 Choose other pictures from Exercise 7. Work in pairs asking and answering questions about them.

I Hello!

1 Trace the letters and words. Then, copy them.

a a

A A

an apple

a bag


2 Look at the pictures and circle the correct word.



happy
apple
hand



lamp
stand
hand



bag
sad
cat



big
bag
bed

3 Draw yourself and write your name.

Hello. I'm

4 Trace and complete the words.


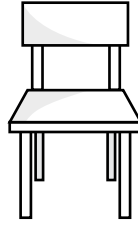
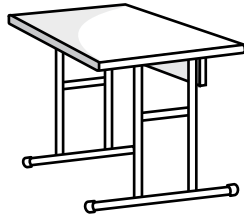


My name's Walid.



M_____ n_____ Zeina.

5 Trace the words. Then, match them with the pictures.




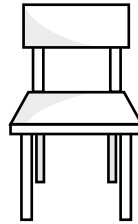
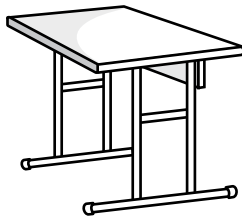
desk

book

pencil

chair

6  Listen to the conversations and colour the correct picture.



7 Work in pairs. Draw pictures of words from the box below.
Your partner guesses.

desk

book

cat

apple

bag

pencil

chair

2 How many ...?

1 Trace the letters and words. Then, copy them.

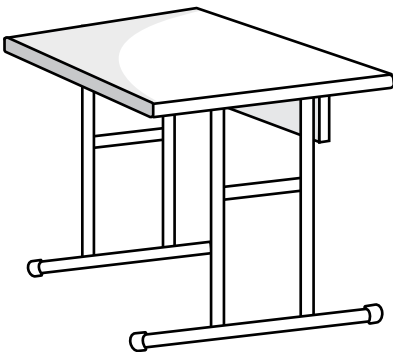
e e

E E

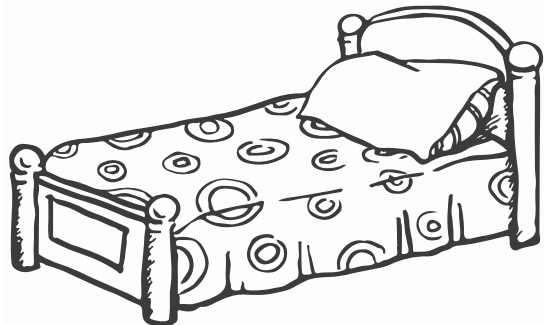
a pen

ten

2 Look at the pictures and write the correct word.

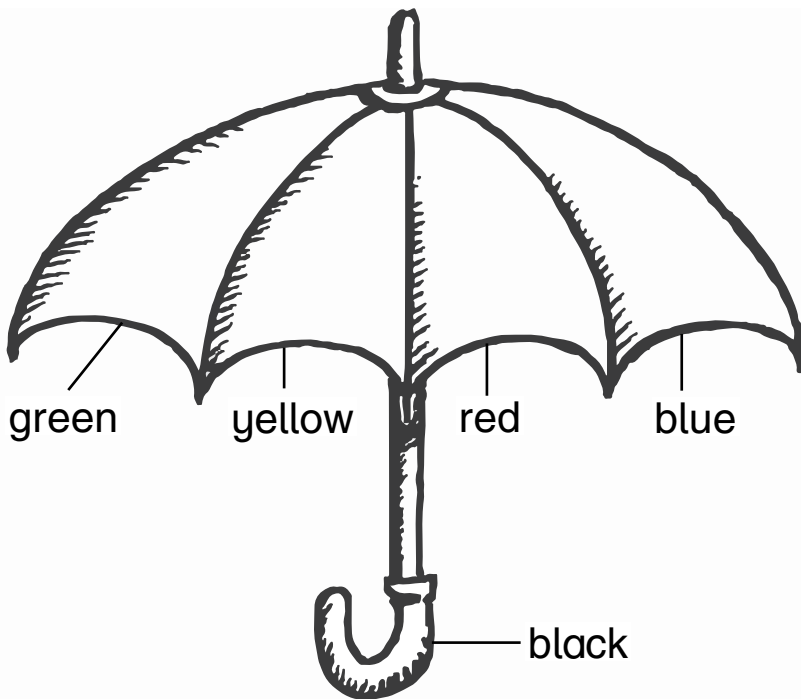


dress desk ten




bed red leg

3 Read the colour words and colour the umbrella.

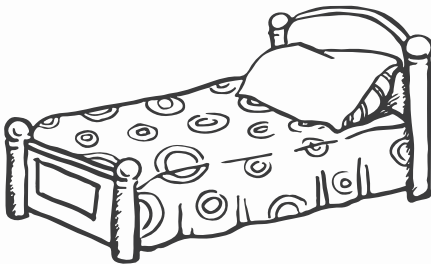


4 Colour the pictures. Then, trace the words and write the colour.




This is a book.

It is _____.




This is a bed.


It is _____.

- 5  Listen to the conversations and complete the gaps with the words in the box.


Ali	Homs	8	Hama	7	Hiba
-----	------	---	------	---	------



Name: _____
Age: _____
Home: Damascus




Name: _____
Age: 8
Home: _____




Name: Fatima
Age: _____
Home: _____

- 6 Work in groups of three. Ask your partners about their name, age and home. Draw their picture and complete the gaps.



Name: _____
Age: _____
Home: _____



Name: _____
Age: _____
Home: _____

3 What are these?

1 Trace the letters and words. Then, copy them.

i i

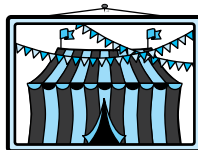
I I

six

a fridge

2 Match the words to the pictures. Then, write them.

rabbit




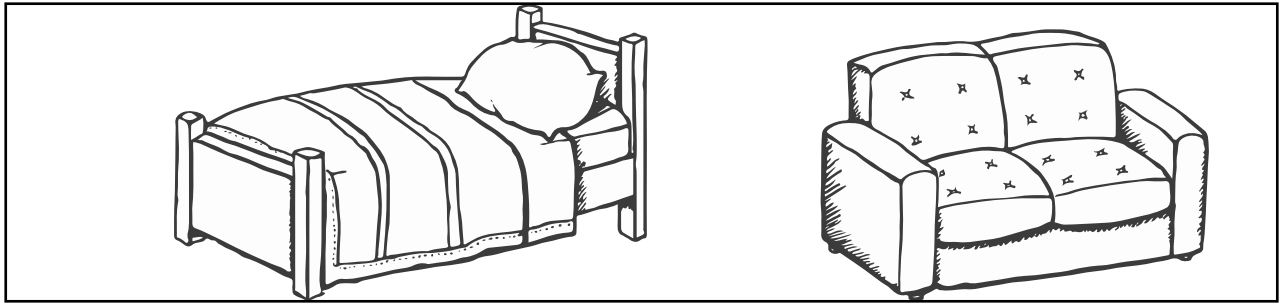
picture



biscuit



3 Draw the objects in the box in the correct places below.



4 Look at the pictures above and complete the sentences with the words in the box.


sitting room	under	bedroom	near
--------------	-------	---------	------


The bed is in the _____.

The sofa is in the _____.

The lamp is _____ the bed.

The car is _____ the table.

5  Listen to the sentences and colour.




6 Work in groups of five. Take turns to give instructions to colour the rest of the pictures above.

4 What can you see?

- 1 What can you see in the pictures? Find their names in the grid and circle them. Then, write the words.



cat







t	r	e	e	w
w	w	w	w	w
w	d	o	g	w
c	a	t	w	w
w	b	i	r	d

- 2 Look at the pictures and circle the correct words.



I can see a tree / picture.




I can see a cat / dog.

3 Trace the words and match them with the pictures.


bike




car



bus



4 Look at the pictures and tick (✓) the correct sentence.





The cat is on the car.

The cat is under the car.

The cat is in the car.

The cat is near the car.

5  Listen to the conversation and tick (✓) the correct picture.



6 Draw three items from the box. Then in pairs, ask and answer questions to guess your partner's picture.

road

bus

bike

bus stop




butterfly

flower

tree


5 Revision 1

- 1 Colour the following pictures. Then in pairs, tell your partner what you can see.



- 2 Complete the words with the letters from the box.

e a i




c__t



s__ster




h__llo


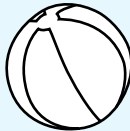


l__mp

3 Trace the numbers and words. Then, match them.

1	three
2	seven
3	one
4	ten
5	four
6	eight
7	six
8	nine
9	two
10	five

4  Listen to the sentences and draw these items in the picture.




5 Write the names.

Hello. My name's _____.

Hi. I'm _____.



6  Listen to the conversations and match the first two names to the numbers and places.

Maher

5

Hama

Leen

6

Tartous

Firass

7

Idlib

Hind

8

Damascus

Samer

9

Homs

Lama

10

Aleppo

7 In pairs, role-play Firass, Hind, Samer and Lama. Ask your partner questions and complete the matching in Exercise 6 according to their answers.

6

What can animals do?

1 Trace the letters and words. Then, copy them.

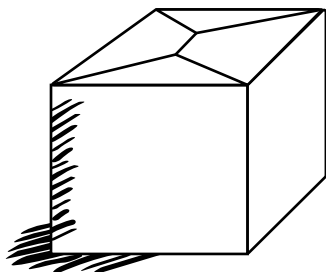
o o

o o

a doll


a dog

2 Circle the correct letter and complete the words.



a
o
e


b__x



i
e
o

cr__codile

3 Tick (✓) or cross (X).



I can see a crocodile.

I can see a cat.

I can see a monkey.

I can see a bird.

I can see a dog.

4 Read and match. Then in pairs, ask and answer questions about what the animals can do.

A cat


A monkey

A crocodile


A dog

can swim.

can't swim.

- 5  Listen to the sentences, match them to the pictures and complete the words.


An e _ _ ph _ _ t can't fly.




A d _ _ can run.




A c _ _ can't swim.



A b _ _ t _ _ fl _ can't run.



A b _ _ d can fly.



- 6 Ask your partner what they can do from the box below. Then tell another partner about them.

run

fly

jump


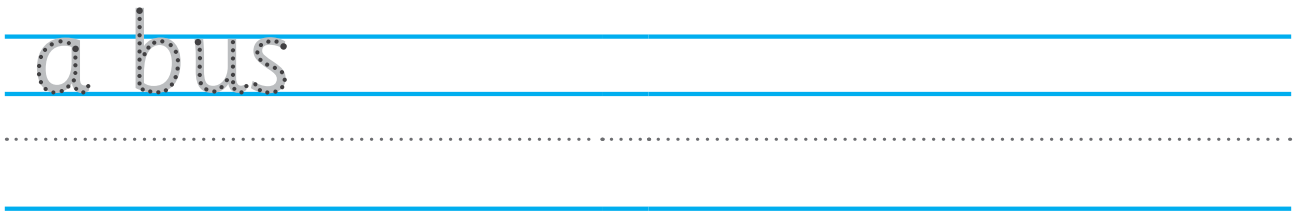
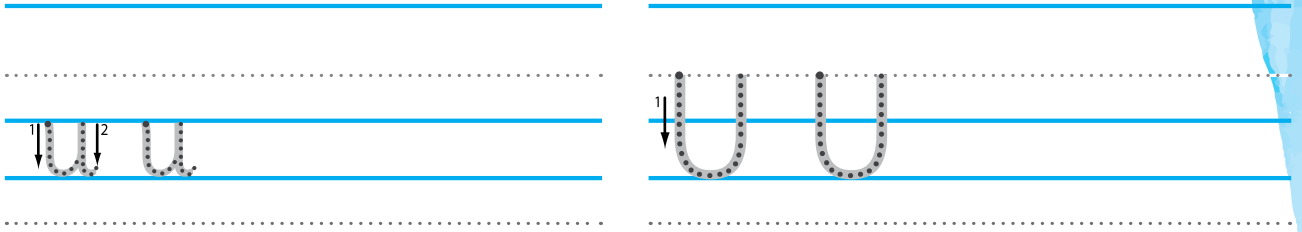
read

swim

sing

7 Can you ...?

1 Trace the letters and words. Then, copy them.



2 Circle the words that have the 'u' sound.

butterfly

piano

basket

umbrella

jump

beautiful

bus

run

jug

3 Write about yourself.

can

can't


I _____ ride a bike.

I _____ stand on my hands.


I _____ play the piano.

I _____ catch a ball.


4 Follow the lines and complete the words.



b _ _ l




b _ _ e




p _ _ _ o


5 Read and draw.



It can fly.



It can run.




It can swim.

6 Look at the pictures and tick (✓) the correct answers. Then, listen to the conversation about the first picture and check.



- play the piano can
 ride a bike can't



- stand on his hand can
 fly can't



- run can
 ride a bike can't



- catch a ball can
 play the piano can't

7 Work in pairs. Ask and answer questions about the rest of the pictures in Exercise 6.

8

In a restaurant

1 Trace the letters and words. Then, copy them.

b

B

c

C

d

D

a bird

a car

a desk

2 Circle **b**, cross out **c** and colour **d**.

brown

crocodile

road

car

basket


ride

crayon

stand


table

3 Complete the crossword puzzle.



4 Look at the picture and complete the sentences with the words in the box.

on	in
under	near



The spoon is on the chair.

The glass is _____ the table.

The knife is _____ the table.


The fork is _____ the box.

The plate is _____ the chair.


The menu is _____ the knife.

5  Listen to the conversations and colour the correct pictures.


1



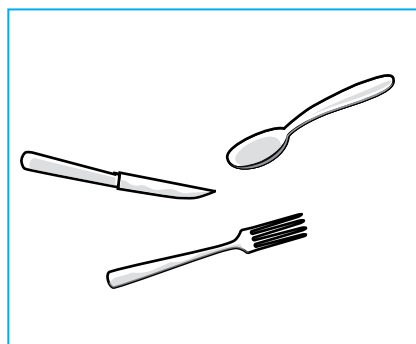
2




3



4



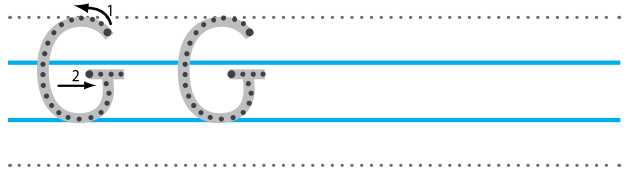
6 Work in pairs. Take turns to ask for the following items and colour them.



9

Whose crayon is this?

1 Trace the letters and words. Then, copy them.



a fish

a glass

2 Write f or g.

__ork

__lass

ba__


so__a

__reen

__oodbye

__ly

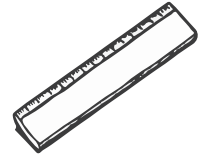
__oot

3  Listen and match. Then in pairs, ask and answer questions about who the objects belong to.


Zeina




Salma




Walid



Hassan



4 Look at the pictures and write **his** or **her**.




It's **his** crayon.

It's _____ doll.

It's _____ ruler.

It's _____ rubber.

5 Read the instructions, draw and colour.



Draw a bus.

Colour the bus grey.

Draw a bike near the bus.

Colour the bike pink.

6 Work in groups. Take turns to give instructions to draw and colour more items in the picture above.

10 Revision 2

1 Read and match.

Jill can sing.



Bill can swim.



Jill can read.



Bill can count.



2 Circle the correct letters and complete the words.

c u d o b__s st__p

d f b g __ri__ge


o b u c __m__rella

f g c o __r__codile

g f b d __oo__bye

d b u o __ir__

3 Look at the picture and complete the sentences.




The dog is _____ the box.

The boy is _____ the sofa.


The cat is _____ the chair.

The chair is _____ the box.


4 Colour the pictures and write the colour words.



The elephant is
grey.



The crocodile is
_____.


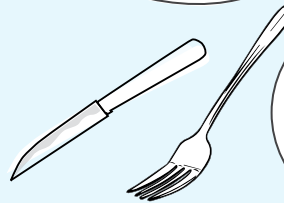
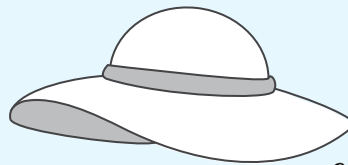

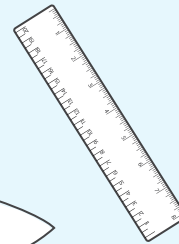




The monkey is
_____.

5







Listen and match. Then in pairs, match the remaining items and ask and answer questions about who they belong to.



6

Work in pairs. Look at the table and take turns to say what each animal can do.

				
swim		✓	✓	
run		✓	✓	✓
fly	✓		✓	

11

Numbers 11-15

1 Trace and match the numbers.

11

12

13

14

15

twelve

fifteen

eleven

thirteen

fourteen

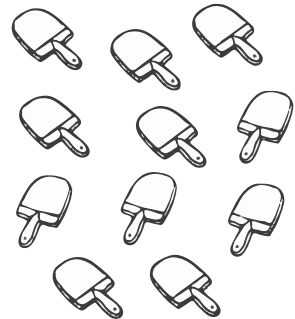
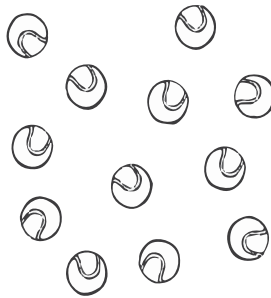

2 Count and write.

hoop


bat

tennis ball

football

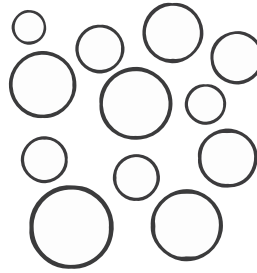


thirteen hoops

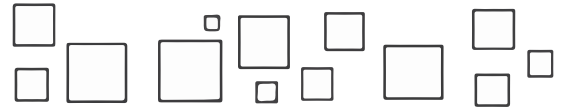


3 Count the shapes and write the number.

There are _____
squares.





There are _____
diamonds.





There are _____
lines.

There are _____
circles.




There are _____
triangles.

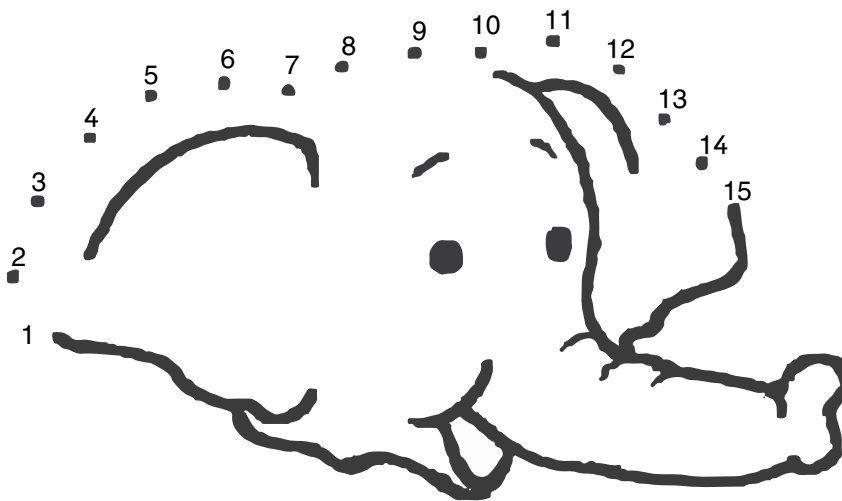
4  Listen to the instructions and colour. Then in pairs, continue the drawing using shapes and follow your partner's instructions to colour them.



5 Complete the crossword puzzle.



6 Follow the numbers to continue the drawing. Then, complete the sentence.



It's an _____.

12 What are you eating?

1 Trace the letters and words. Then, copy them.

h h

H H

j j

J J

a house

Jill


2 Unscramble the letters to make words. Then, match them with the pictures.


ckjaet




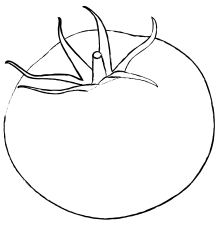




resoh

opoh

mupj




3  Listen to the conversations and tick (✓) the correct boxes for Wissam and Leen.


				
Wissam 				
Leen 				
Maher 	✓	✓		
Rana 	✓			✓

4 Work in pairs. Use the information about Maher and Rana in the table above and have similar conversations to those in Exercise 3.

5 Complete the drawings and write their names.




I'm drawing a _____.



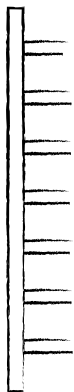
I'm drawing a _____.




I'm drawing a _____.



I'm drawing an _____.



I'm drawing a _____.


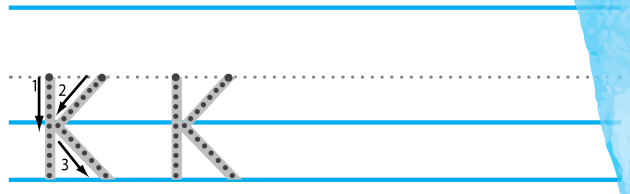



I'm drawing a _____.

13

What are you doing?

1 Trace the letters and words. Then, copy them.



a key

a leg

2 Write **k** or **l**.

__amp

__itchen

boo__

p__ay

__emon

ca__e

pin__

g__ass

3 Choose and write.

She's

He's

They're



talking.



playing football.



reading.

4 Read and match.




She's watering the flowers.




He's flying a kite.




He's climbing a ladder.



She's waving goodbye.

5  Listen to the sentences and tick (✓) or cross (X).

1




2



3



4



6 Work in pairs. Ask and answer questions about what the people are doing in each picture.



14 Numbers 16-20

1 Trace the letters and words. Then, copy them.

m m

M M

n n

N N

a moon

a nose

2 Write m or n.




_e_u




dia_o_d

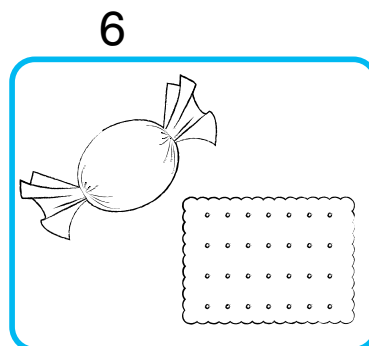



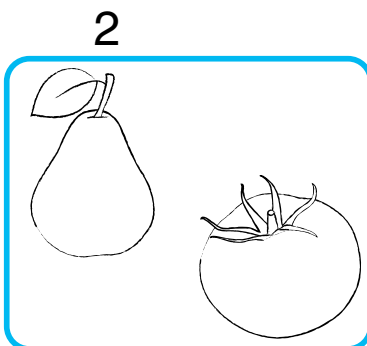
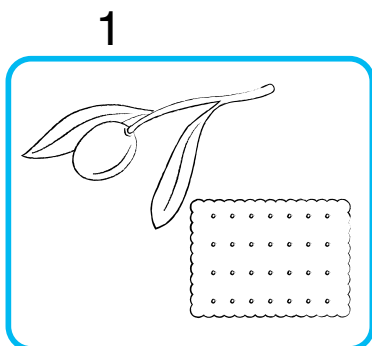


le_o_



gra_d_ther

3  Listen to the conversations and circle the correct picture in 1–3. Then in pairs, have similar conversations and circle the correct picture in 4–6.



4 Find the words in the crossword puzzle and write them.

x	b	a	l	l	o	o	n
x	x	x	x	x	l	x	x
s	a	n	d	w	i	c	h
x	x	x	x	x	v	a	x
p	e	a	r	x	e	k	x
x	x	x	s	w	e	e	t

5 Trace and match.

16

17

18

19

20

eighteen

twenty

sixteen

seventeen

nineteen

6 Count and write.

ten sweets + seven sweets = seventeen sweets

ten pears + six pears = _____ pears


ten biscuits + eight biscuits = _____
biscuits

ten tomatoes + nine tomatoes = _____
tomatoes


ten olives + ten olives = _____ olives

15 Revision 3


1 Read and draw.




Salma's pointing to a butterfly.



Hassan's pointing to a car.



Miss Nadia's sitting near a tree.



Walid's flying a kite.

2 Look at the picture and complete the sentence with the missing letters.

Ca__ I __ave

so__e ca__e

and __uice,

p__ease?



3 Count and write the number.



_____ bats

_____ small hoops

_____ tennis balls

_____ footballs

4 Read and circle the correct answer.

1 She's making **dinner** / **the car**.

2 He's climbing a **flower** / **ladder**.

3 They're **eating** / **drinking** juice.

4 Grandmother is **watering** / **washing** the flowers.

5 I'm eating a **pear** / **kite**.

6 Salma's drawing a **ball** / **story**.

5



Listen to the conversations and match columns A, B and C. Then in pairs, continue the matching and have similar conversations.

A

B

C

Would you like

May I have

Are you

drinking water?

cherry juice?

a pear?

an olive?

reading a story?

a cake?

drawing a circle?

an apple?

ice cream?

Here you are.


Yes, I am.

Yes, please.

6

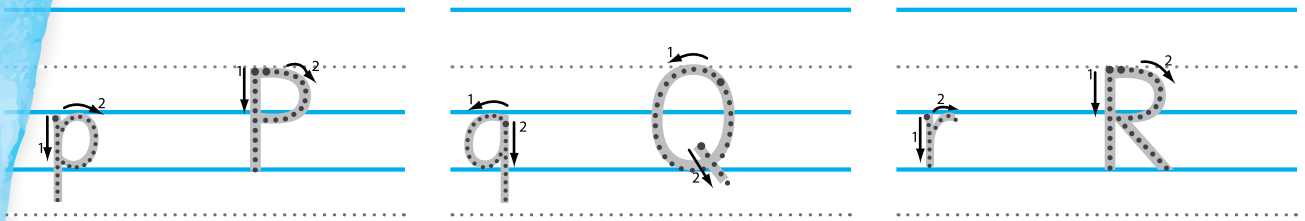


Listen to the instructions and colour.



16 Making a cake

1 Trace the letters and words. Then, copy them.



a pencil

quarter

a rabbit

2 Write p, q or r.

s__uare

__ear

bed__oom

__ice

__arty

e__uals

3 Read and match.

I have some bread and two tomatoes.



I have some watermelon and an apple.



I have some watermelon and two apples.



I have some bread and two apples.




4 Draw and write.

I have some

and _____.



5  Listen to the conversation and match.






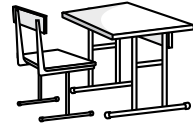
at the beach



at home



at school



6 Work in pairs. Have similar conversations and match the rest of the objects in Exercise 5. Draw more objects for your partner to guess where they are.

17 Days of the week

1 Trace the letters and words. Then, copy them.

s s

S S

t t

T T

a sock

a tree

2 Look at the pictures and circle the correct word.



sock sand sad




toy tea tall



two ten twelve

3 Write the days of the week.



S _____

T _____

M _____

F _____


T _____

S _____

W _____

4 Write your favourite day of the week.

I like _____.

5  Listen to the conversations and complete the sentences. Then in pairs, tell your partner what you do on your favourite day.

1



I play on the
c_____ on
T_____.

2



I visit my
g_____ on
S_____.

3



I ride my
b_____ on
W_____.

6 Look at the pictures and complete the song with the words from the box. Then, sing it.

chicken

honey

Omar

cake

Amal

cheese



I like _____,



I like _____,



I like _____.



I like _____.



I like _____

And he likes me.

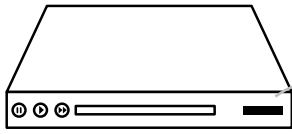
I like _____

And she likes me.


7 Now make a verse with your own words and sing the song.

18 Let's watch TV.


1 Trace the lines and complete the sentences.



Let's watch
t_____.



Let's watch a
D_____.




Let's watch
f_____.

2 Look at the picture and write a sentence.






I don't like football.




3 Find the words in the puzzle and write them.


z	z	z	c	h	i	c	k	e	n
z	z	z	h	z	z	z	z	z	z
z	z	z	e	g	g	s	z	z	z
z	b	r	e	a	d	z	z	z	z
z	z	z	s	z	z	z	z	z	z
w	a	t	e	r	m	e	l	o	n



4 Complete the following sentences.



like



don't like

I _____ watermelon.


I _____ bread.

I _____ eggs.

I _____ cheese.

I _____ chicken.


5 Count and write the number.



_____ stamps

_____ coins

_____ badges


- 6  Listen to the instructions and colour the items in Exercise 5. Then in pairs, take turns to give instructions for colouring the remaining items.

19 What time is it?


- 1 Read the sentences and match them to the pictures and clocks.




I have lunch at two o'clock.




I get up at six o'clock.




I play with my friends at four o'clock.




School starts at eight o'clock.




2 Look at the clocks and complete the sentences.




It's _____ o'clock.




It's _____ o'clock.




It's _____.




It's _____.




_____.




_____.

- 3  Listen to the conversation. Draw the clock hands and complete the sentence.




I go to _____ at _____ o'clock.


- 4 Complete the following clocks and sentences about yourself. Then in pairs, have similar conversations to the one in Exercise 3.



I watch _____ at _____
_____.




I have _____
_____.



I clean my _____
_____.

20 Revision 4

1 Complete the days of the week.

S _ d _ y		7	14	21	28	 April
M _ _ a _	1	8	15	22	29	
T _ _ s _ _ y	2	9	16	23	30	
W _ _ n _ _ d _ _	3	10	17	24		
T _ _ _ s _ _ y	4	11	18	25		
F _ _ _ _ _	5	12	19	26		
S _ _ _ _ d _ _	6	13	20	27		

2 Complete each sentence with one word.



I _____ shopping on Wednesday.



I _____ cakes on Saturday.



I visit my _____ on Thursday.

3 Look at the picture and complete the sentence below with the missing letters.


__even __lus th__ee e__uals __en.

$$7 + 3 = 10$$

- 4 Trace the words and draw the clock hands. Then complete the sentences about yourself.


It's four o'clock.

I _____.




It's six o'clock.

I _____.




It's nine o'clock.

I _____.




It's eleven o'clock.

I _____.




It's two o'clock.

I _____.




5 Write the following words under the correct heading.

tea	coins	cheese	fish	badges
	DVDs	tennis	watermelon	
Hobbies			Food	
_____			_____	
_____			_____	
_____			_____	
_____			_____	

6  Listen to the conversation and complete the sentence and the table.

I like **honey**, _____ and _____.

	honey	
Do you like ...?	_____	

7 Work in pairs. Have similar conversations to the one in Exercise 6 and complete the sentence and the table below.

I like _____, _____ and _____.

Do you like ...?	_____	

21

What does your father do in the morning?

1 Trace the letters and words. Then, copy them.

v v

V V

w w

W W

a vase

a watch

2 Unscramble the letters to make words. Then, match them with the pictures.


e w v a _____

m i w s _____

a w s h _____



3 Look at the watches and complete the sentences.



It's half past _____.

It's half past _____.

It's half _____.

It's half _____.


It's _____.


It's _____.

4 Draw the clock hand and complete the sentence.

What time is it?

It's _____.



- 5  Listen to the conversation and complete the sentences with the words in the box.

wash


work

gets up

seven

breakfast

He _____ at half past five.



He has a _____ at six o'clock.




He has _____ at half past six.



He cleans his teeth at _____ o'clock.



He goes to _____ at half past seven.



- 6 Write about yourself and tell your partner.

I get up at _____.

I have breakfast at _____.

I go to bed at _____.

22 Everyday activities

1 Look at the pictures, read and complete the sentences.

Jill eats an _____.




She drinks _____.



Bill rides his _____.



He watches _____.




2 Tick (✓) or cross (X).

Jill eats watermelon.

Jill drinks orange juice.



3 Trace the lines and complete the sentences.



Hassan



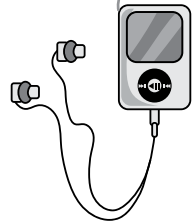
Walid



Salma



Zeina











Walid p_____ on his c_____ every day.

Hassan p_____ f_____ every day.

Salma l_____ to m_____ every day.

Zeina r_____ a b_____ every day.

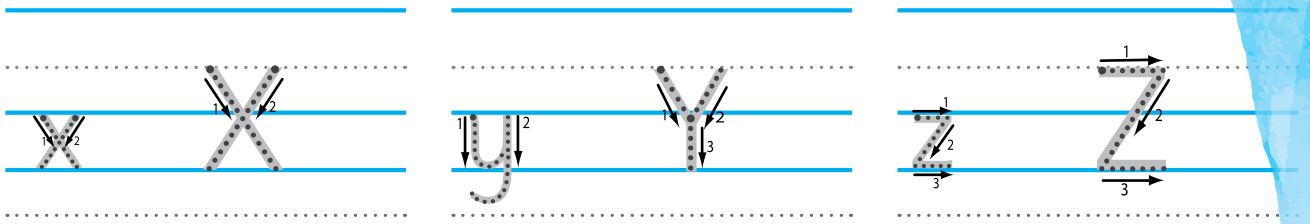
- 4  Listen to the conversations and tick (✓) the activities for Lama, Wissam and Reem.

	Ali	Lama	Wissam	Reem	_____
					
	✓				
					
					
	✓				
					
	✓				
					

- 5 Now ask your partner what they do every day and complete the column about them in the table above. Then work with another partner and tell them about your first partner.

23 I've got ...

1 Trace the letters and words. Then, copy them.




a box

a boy

a zero

2 Look at the picture and complete the sentence below with the missing letters.

__ou go to the __oo
at si__ o'clock.

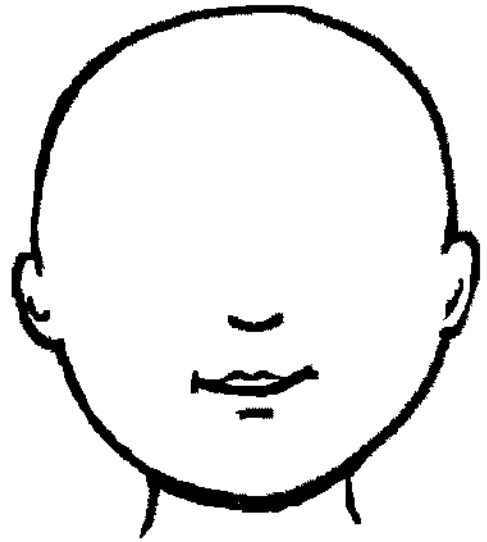


3 Read the sentences and complete the drawing.

Mona has got fair hair.

She has got brown eyes.

She has got a green hat.



4 Look at the picture, read the questions and answer them.



Who's got a balloon?

Jill has.

Who's got a flower?


_____.

Who's got a ball?

_____.


Who's got an apple?


_____.

- 5  Listen to the descriptions and tick (✓) the correct picture. Then complete the sentences with animals from the box.

bird	cat	dog	duck	horse	rabbit
butterfly	crocodile	monkey	elephant	fish	

1






It's a _____.


2






It's a _____.

3





It's a _____.

- 6 Work in pairs. Choose animals from the box in Exercise 5 and describe them for your partner to draw and guess.

24 What's the matter?

1 Trace the words and match them to the parts of the face.

head

tooth



ear

2 Read the sentences and match them with the pictures.

I've got a headache.



I've got toothache.



I've got earache.



3 Find the words in the crossword puzzle and write them.

f	i	n	g	e	r
y	y	y	y	y	y
y	h	a	n	d	y
y	y	y	y	y	y
a	r	m	y	y	y
y	y	y	l	e	g

4 Look at the pictures and complete the sentences.



Salma's got a sore




Zeina's got a sore



Hassan's got a _____



Walid's got a _____

- 5  Listen to the conversations and tick (✓) the correct options for Ali and Rana.



Ali	headache	sore hand	toothache	earache	sore toe
	✓				

Rana	sore leg	earache	sore arm	sore hand	headache

- 6 In pairs, complete the following table. Have similar conversations to those in Exercise 5.

	Me	My partner
headache		
toothache		
earache		
sore arm		
sore hand		
sore finger		
sore leg		
sore toe		

25 Revision 5

1 Read and write.



Saturday

Friday

Tuesday

We go to the _____ on _____.

We play _____ on _____.

We eat _____.


2 Look at the picture and complete the sentences below with the missing letters.

__hat do __ou do on __ednesda__, __eina?

I __isit the __oo at half past si__.



- 3 Read the question, look at the picture and write the answer.



She's got a _____, a _____ and a _____.

- 4 Work in pairs. Read the questions, look at the pictures and answer.

1 What does your sister do in the morning?




2 What's the matter?



3 Has Omar got earache?



4 Who's got a blue hat?



5



Listen to the conversation and number the activities in the order that they happen.



6

Work in pairs. What do you do on Saturday? Tell your partner.

Handwriting Practice

a a

A A

b b

B B

c c

C C

d d

D D

e e

E E

f f

F F

g g

G G

h h

H H

i i

I I

j j

J J

k k

K K

l l

L L

m m

M M

n n

N N

o o

O O

p p

P P

q q

Q Q

r r

R R

s s

S S

t t

T T

u u

U U

v v

W W

w w

W W

x x

X X


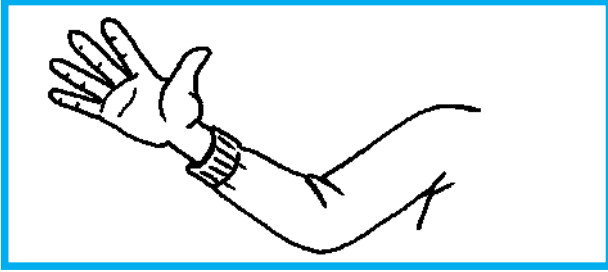
y y

Y Y

z z

Z Z

a b c d e f g h i j k l m n o p q r s t u v w x y z



Trace and copy the words.

arm arm


bird bird

Trace and copy the sentences.

His arms are long and thin.

The bird can fly.

a b c d e f g h i j k l m n o p q r s t u v w x y z



Trace and copy the words.

COW COW

dress dress

Trace and copy the sentences.

The cow is eating.

The dress is long and pretty.

a b c d e f g h i j k l m n o p q r s t u v w x y z



Trace and copy the words.

eye eye



family family

Trace and copy the sentences.

His eyes are brown.

My family has three people.

a b c d e f g h i j k l m n o p q r s t u v w x y z



Trace and copy the words.

guitar guitar


horse horse

Trace and copy the sentences.

The guitar is fun to play.

The horse is running.

a b c d e f g h i j k l m n o p q r s t u v w x y z



Trace and copy the words.

island island

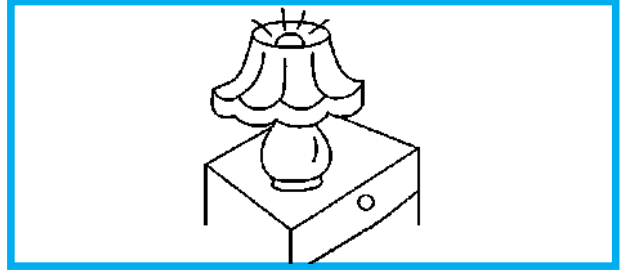

jacket jacket

Trace and copy the sentences.

The island is beautiful.

Jassim has a blue jacket.

a b c d e f g h i j k l m n o p q r s t u v w x y z



Trace and copy the words.

kitchen kitchen



lamp lamp

Trace and copy the sentences.

We have a big kitchen.

There is a lamp in her bedroom.

a b c d e f g h i j k l m n o p q r s t u v w x y z



Trace and copy the words.

mother mother


nest nest

Trace and copy the sentences.

This is my mother and brother.

There are birds in the nest.

a b c d e f g h i j k l m n o p q r s t u v w x y z



Trace and copy the words.

old old


party party

Trace and copy the sentences.

She is an old woman.

His birthday party is today.

a b c d e f g h i j k l m n o p q r s t u v w x y z



Trace and copy the words.

question question



rabbit rabbit

Trace and copy the sentences.

I have a question.

The rabbit is jumping.

a b c d e f g h i j k l m n o p q r s t u v w x y z



Trace and copy the words.

shoe shoe



triangle triangle

Trace and copy the sentences.

This is Imad's black shoe.

A triangle has three corners.

a b c d e f g h i j k l m n o p q r s t u v w x y z



Trace and copy the words.

uniform uniform



visit visit

Trace and copy the sentences.

My school uniform is blue.

I am visiting my grandmother.

a b c d e f g h i j k l m n o p q r s t u v w x y z



Copy the words.

window

box

year

zebra

Trace and copy the sentences.

The box is under the window.

The zebra is one year old.