



Arab Republic of Egypt
Ministry of Education
& Technical Education
Central Administration of
Book Affairs



بنك المعرفة المصري
Egyptian Knowledge Bank



2030
رؤية مصر
EGYPT VISION

TIME FOR ENGLISH



Primary Three
Student's Book
First Term



غير مصرح بتداول هذا الكتاب
خارج وزارة التربية والتعليم والتعليم الفني
2018-2019



PRIMARY THREE
First Term

Susan Rivers
Setsuko Toyama

Adaptation for Egypt
Nadia Toubia
Sahar Rizk

غير مصرح بتداول هذا الكتاب خارج وزارة التربية والتعليم والتعليم الفني

2018 - 2019

© **Dar El Shorouk 2010**

8 Sebaweh el Masry St.

Nasr City, Cairo, Egypt

Tel.: (+202) 24023399

Fax: (+202) 24037567

E-mail: dar@shorouk.com

www.shorouk.com

ISBN: 978 - 977 - 09 - 2802 - 8

Deposit No.: 5472 /2010

All Rights reserved. No unauthorized photocopying.

This edition of *Time for English 3* originally published as *English Time 2* in 2007.

This edition is published by arrangement with Oxford University Press.

This edition licensed for sale in Egypt only.

Printed in Egypt

Adaptation for Egypt: Nadia Touba, Deena Boraie, Sahar Rizk

Musical arrangements and chant music: William Hirtz

Illustrations: Bill Colrus, Steven Cox, Patrick Girouard, Rusty Fletcher, Anne Kennedy,
Rita Lascaro, Margeaux Lucas, Fran Newman, Cary Pillow, Dana Regan, Zina Saunders,
Jeff Shelley, Maggie Swanson, Jim Talbot, Amy Wummer, Khalid Abd El Aziz, Hany Saleh

“Sokkara’s World” by Hany Saleh

Original characters developed by Amy Wummer

Cover Illustration: Khalid Abd El Aziz


Cover Design: Hany Saleh

Table of Contents


	Page
Syllabus	i
Classroom Language	iii
Do You Remember?	v
Unit 1 : At Home with Mona	1
Unit 2 : In the Classroom	9
Unit 3 : At a Birthday Party	17
Review 1	25
Unit 4 : At the Shop Window	29
Unit 5 : At the Airport	37
Unit 6 : At the Flower Shop	45
Review 2	53
Songs and Chants	57
My Picture Dictionary	60
Checklists 1&2	63
Word List	65
Tests	67





Syllabus

UNIT	TOPIC	LISTENING/SPEAKING	READING/WRITING	PHONICS	GRAMMAR
	Do you Remember?	introduce oneself give personal information			
1	At Home with Mona	ask and tell age ask about people identify people identify speakers in a conversation	write short sentences read short sentences vocabulary: family members	distinguish between sounds of letters: j & y associate sound of letters with written form	Who's he/she? He / She's ...
2	In the Classroom	ask & tell about days of the week describe what one/someone else is doing identify speakers in a conversation	write short sentences read short sentences vocabulary: actions	distinguish between sounds of letters: l & r associate sound of letters with written form	I'm ... ing (Present continuous)
3	At a Birthday Party	give a gift birthday greetings express & receive gratitude describe what one/others are doing identify speakers in a conversation	write short sentences read short sentences vocabulary: actions	distinguish between sounds of letters: c, q, -ck and -x associate sound of letters with written form	What's this / that? It's a ...
Review 1		participate in a conversation identify meaning of a conversation	recognise and produce words (vocabulary)		
4	At the Shop Window	have telephone conversations ask what someone is doing identify speakers in a conversation	write short sentences read short sentences vocabulary: actions	identify sound of long a associate sound of letters with written form	What's he/she doing? What are you / they doing? He / She's ... They're ...
5	At the Airport	ask personal information give compliments express gratitude ask & state the time identify speakers in a conversation	write short sentences read short sentences vocabulary: numbers 13-50	identify sound of long e associate sound of letters with written form	What time is it? It's ...
6	At the Flower Shop	ask where someone lives express where one lives express likes agree identify objects identify speakers in a conversation	write short sentences read short sentences vocabulary: colours	identify sound of long i associate sound of letters with written form	This / That ... These / Those ...
Review 2		participate in a conversation identify meaning of a conversation	recognise and produce words (vocabulary)		




Classroom Language


 Listen and do the actions.





Classroom Language



Do You Remember?

 Listen and point.



Do You Remember?

Look and match.

1.



- I like apples.
- My name is Mona.
- I'm a boy.
- I can climb a tree.
- My last name is Ahmed.


2.



- My last name is Samy.
- I'm a girl.
- My name is Kareem.
- I can ride a bike.
- I like oranges.

Do You Remember?

A. Your turn. Draw a picture of yourself and write.




What's your first name?

What's your last name?


What's your telephone number?

B. Your turn. What do you like? Draw and write.



I like

C. Your turn. What can you do? Draw and write.



I can



At Home with Mona

Conversation Time

A. Listen and repeat.



How old are you?



I'm ten. How old are you?



I'm six.

B. Listen and find the speakers.

C. Role-play the conversation with a partner.



D. Review. Listen and repeat.

Bye-bye!

Bye! See you tomorrow!

Word Time

A.  Listen and repeat.

1.  mother

2.  father

3.  sister

4.  brother

5.  grandmother

6.  grandfather

B.  Listen and write the letter.

C. Point and say the words.

D.  Listen and point.

E. Write the words.

(See pages 60–62.)



Practice Time

A.  Listen and repeat.

Who's	he?
	she?


Who's = Who is

He's my father.

She's my mother.

He's = He is


She's = She is

B.  Listen and repeat. Then practise with a partner.

1. Who's she?
She's my sister.



2. Who's he?
He's my father.



3. Who's she?
She's my grandmother.



4. Who's he?
He's my grandfather.




5. Who's he?
He's my brother.



6. Who's she?
She's my mother.



C. Look at page 2. Point to the picture and practise with a partner.

D.  Listen and sing along. (See "The Family Song" on page 57.)

Phonics Time

A.  Listen and repeat.



jacket



jam



jet




yellow



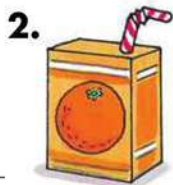
yogurt



yo-yo

B.  Does it begin with the sound j or y ? Listen and write.










C. Read the words.

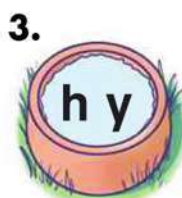
1. **jam**
yam

2. **jet**
yet

3. **jug**
yum

D.  Look at C. Listen and point.

E.  Does it begin with g, h, j, or y as a sound? Listen and circle.





Conversation Time

How old are you?

I'm nine.



How old are you?

I'm ten.




A. Look and match.


1.



2.



3.



How old are you?

I'm seven.

I'm nine.

B. Look and write.

1.



2.



3.



4.



How old are you?

1.

I'm _____

2.

3.

4.

C. Your turn. Draw and write.

How old are you?



Word Time



grandmother



grandfather



mother



father




brother



sister


A. Look and circle the word.


1.  sister
mother

2.  grandfather
father

3.  mother
brother

4.  brother
sister

5.  grandfather
grandmother

6.  mother
father

B. Unscramble and write.

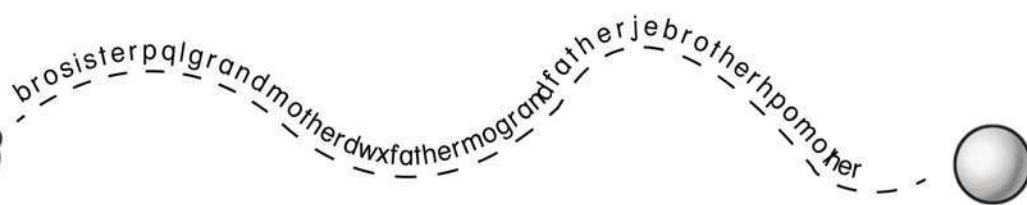
1. tisesr
 sister

2. bothrer

3. herfat

4. thomer

C. Find and circle.



Practice Time

Who's he?

He's my father.




Who's she?

She's my sister.



A. Look and check (✓) the correct box.

1.




Who's he?

Who's she?

He's my grandfather.

She's my mother.

2.



Who's he?

Who's she?

He's my brother.

She's my sister.

B. Look and write.


1.



Who's

?

2.



Phonics time



jam



yellow



jet



yo-yo



jacket



yogurt

A. Does it begin with the sound j or y ? Circle and write.

1.



jet

2.

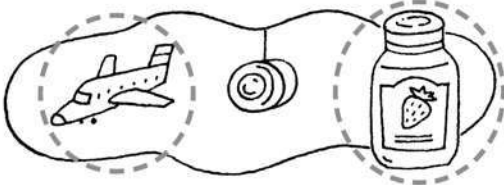


3.




B. Which pictures begin with the same sound? Circle.

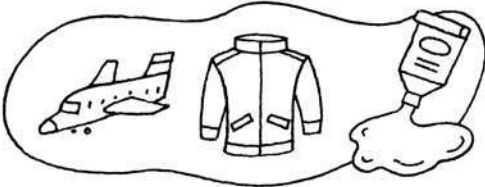
1.




2.



3.



4.



C. Look and match.

1.



•

2.



•

••

j

3.



•

••

y

4.



•



In the Classroom

Conversation Time

A. Listen and repeat.

B. Listen and find the speakers.

C. Role-play the conversation with two other students.



Is today Monday?



No, it's Tuesday.



Yay! My birthday is on Wednesday.



Cool!



D. Review. Listen and repeat.

Who's she?

She's my mother.



Word Time

A.  Listen and repeat.

1.  write


2.  talk

3.  draw

4.  read

5.  sleep

6.  eat

B.  Listen and write the letter.

C. Point and say the words.

D.  Listen and point.

E. Write the words.
(See pages 60–63.)



Practice Time


A.  Listen and repeat.

I'm
He's | drawing.
She's

I'm = I am He's = He is She's = She is

I'm not
He isn't | writing.
She isn't

isn't = is not

B.  Listen and repeat. Then practise with a partner.

1. She's talking.
She isn't sleeping.



2. He's sleeping.
He isn't talking.



3. I'm reading.
I'm not eating.



4. I'm eating.
I'm not reading.



5. She's writing.
She isn't drawing.



6. He's drawing.
He isn't writing.




C. Look at page 10. Point to the picture and practise with a partner.

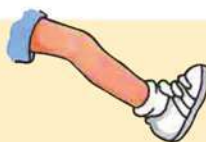
D.  Listen and chant. (See "He Isn't Reading" on page 57.)

Phonics Time

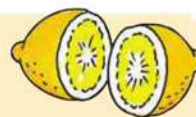
A.  Listen and repeat.



lamb



leg



lemon




rabbit




red



run

B.  Do they both begin with the same sound? Listen and put ✓ or X.


1.



2.



3.



C. Read the words.

1.



2.



3.



D.  Look at C. Listen and point.

E.  Does it begin with the sound j, l, r, or y ? Listen and write.

1.

2.

3.

4.

5.

6.




Conversation Time

Is today Monday?

No, it's Tuesday.

Yay! My birthday is on Wednesday.



Cool!



A. Read and match A with B:

A	B
1 Is today	a- is Tuesday.
2- No, it	b- cool!
3- Yay! My birthday is	c- Monday?
	d- on Wednesday.


B. Look and write.

1.



Is _____ ?

2.




3.



Yay! _____

4.



Word Time



read



talk



eat



write




sleep



draw

A. Look and circle the word.



1.

eat
talk
sleep

2.

read
write
draw

3.

talk
write
sleep

4.

draw
eat
read

5.

draw
talk
write

6.

eat
sleep
draw

B. Look and write.

1.



2.



3.



4.



5.




6.



Practice Time

I'm writing. I'm not reading.



She's sleeping. She isn't eating.



A. Look and match.

1.



He's talking.
He isn't writing.

2.



I'm eating.
I'm not sleeping.

3.




She's reading.
She isn't drawing.

B. Look and write.

1.



2.




3.



4.



Phonics Time



lamb



run




lemon



red



leg



rabbit


A. Does it begin with the sound | or r ? Circle and write.

1.




|
r

2.



|
r


3.



|
r

B. Which picture begins with a different sound? Circle.


1.



2.



3.



4.




C. Which pictures begin with the letter? Circle.

r



l





At a Birthday Party

Conversation Time

A. Listen and repeat.

B. Listen and find the speakers.

C. Role-play the conversation with two other students.



This is for you.



Happy birthday.



Thanks.



You're welcome.
Open it.



D. Review. Listen and repeat.



Word Time

A.  Listen and repeat.

1.  cry

2.  sing

3.  shout

4.  run

5.  laugh


6.  walk

B.  Listen and write the letter.

C. Point and say the words.

D.  Listen and point.

E. Write the words.
(See pages 60–62.)



Practice Time

A.  Listen and repeat.

We're
You're | singing.
They're

We're = We are

You're = You are

They're = They are

We
You | aren't | crying.
They


aren't = are not

B.  Listen and repeat. Then practise with a partner.

1. You're crying.
You aren't singing.




2. You're singing.
You aren't crying.



3. We're shouting.
We aren't laughing.



4. We're laughing.
We aren't shouting.




5. They're running.
They aren't walking.



6. They're walking.
They aren't running.

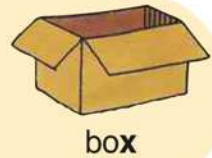


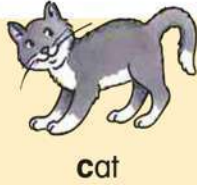



C. Look at page 18. Point to the picture and practise with a partner.




D.  Listen and sing along. (See "We're Singing" on page 58.)

Phonics Time

A.  Listen and repeat.




B.  Does it begin with the sound **c** or **q** ? Listen and write.


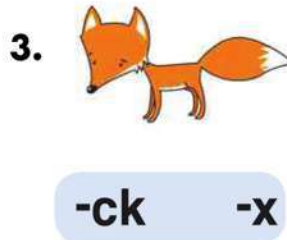
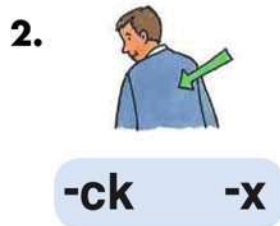



C. Read the words.



D.  Look at **C.** Listen and point.

E.  Does it end with the sound **-ck** or **-x** ? Listen and circle.





Conversation Time



A Read and match A with B:

A	B
1- You're	a- it.
2- This is	b- birthday.
3- Open	c-welcome.
4- Happy	d- cup.
	e- for you.

B. Look and write.



1. This _____
2. _____
3. _____
4. _____

Word Time



run



cry



shout



laugh



walk



sing

A. Look and circle the word.

1.



cry
shout
run

2.



shout
laugh
cry

3.



laugh
cry
sing

4.



walk
sing
laugh

5.



shout
run
walk

6.



cry
laugh
sing

B. Look and write.

1.



1.

walk

2.

3.


4.

5.

6.

Practice Time

You're walking. You aren't crying.



They're crying. They aren't laughing.



We're running. We aren't walking.




A. Look and circle.



We're walking.
We aren't running.

We're running.
We aren't walking.



They're crying.
They aren't laughing.

They're laughing.
They aren't crying.



They're singing.
They aren't shouting.


They're shouting.
They aren't singing.



You're singing.
You aren't walking.

You're walking.
You aren't singing.

B. Look and write.

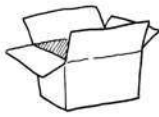


1. _____


2. _____

3. _____

Phonics Time



box



cat



duck



queen

A. Match and write.

1. - x	2. q	3. -ck	4. c
du__	bo__	__ueen	__at

B. Circle and write.

1. <div style="display: inline-block; vertical-align: middle; margin-left: 20px;"> c q </div> <div style="margin-top: 10px;"> <hr/><hr/><hr/> </div>	2. <div style="display: inline-block; vertical-align: middle; margin-left: 20px;"> -ck -x </div> <div style="margin-top: 10px;"> <hr/><hr/><hr/> </div>
3. <div style="display: inline-block; vertical-align: middle; margin-left: 20px;"> -ck -x </div> <div style="margin-top: 10px;"> <hr/><hr/><hr/> </div>	4. <div style="display: inline-block; vertical-align: middle; margin-left: 20px;"> c q </div> <div style="margin-top: 10px;"> <hr/><hr/><hr/> </div>



Review 1

Story Time



A.  Listen and repeat.



To be continued...


B.  Look at A. Listen and point.

C. Role-play these scenes.

Activity Time



A. Listen and find the picture. Write the number.



B. Listen and circle.

- | | | |
|---------------|--------------|----------------|
| 1. jet yellow | 2. fox duck | 3. cat queen |
| 4. leg red | 5. yo-yo jam | 6. rabbit lamb |

C. Listen and find the picture. Write the number.





Review 1

A. Look and match.

1.



How old are you?



No, it's Tuesday.

2.



Thanks.



I'm six.

3.



Is today Monday?



You're welcome. Open it.

B. Find and circle.

1.



2.



3.



4.



p	q	r	s	l	e	e	p	n	l	t	s	n	r	e	a	d
s	e	r	m	v	w	w	a	l	k	a	g	m	a	r	d	p
a	p	p	s	i	s	t	r	u	n	b	r	o	s	i	n	g
h	s	h	o	u	t	t	h	s	p	c	w	r	i	t	e	n

5.



6.



7.



Review 1


A. Look and write.



Who's _____ ?



We're _____



She's _____


B. Look at the pictures and unscramble the words.




eolmn



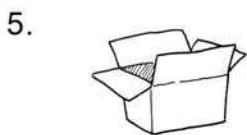
neuqe




ukdc



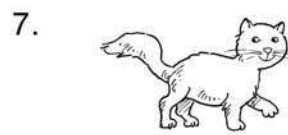
bitrba



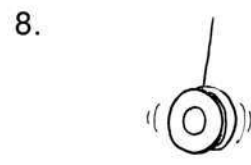
obx



ajm



atc



oy-yo



At the Shop Window

Conversation Time

A. Listen and repeat.



Hello!



Hello! May I speak to Hisham, please?



Sure. Hold on.



No problem.

B. Listen and find the speakers.

C. Role-play the conversation with a partner.



D. Review. Listen and repeat.

Is today Tuesday?

No, it's Wednesday.



Word Time

A.  Listen and repeat.



get dressed

2.



eat breakfast



walk to school

4.



study English




watch TV

6.



take a shower


B.  Listen and write the letter.

C. Point and say the words.

D.  Listen and point.

E. Write the words.

(See pages 60–62.)



Practice Time

A.  Listen and repeat.

What's **he** doing?
she
it

What's = What is

He's
She's walking to school.
It's

He's = He is

She's = She is


It's = It is

What are **you** doing?
they

We're
They're walking to school.

We're = We are

They're = They are

B.  Listen and repeat. Then practise with a partner.

1. What are they doing?
They're eating breakfast.



2. What's he doing?
He's getting dressed.



3. What's it doing?
It's watching TV.



4. What's she doing?
She's taking a shower.




5. What are they doing?
They're studying English.



6. What are you doing?
We're walking to school.



C. Look at page 30. Point to the picture and practise with a partner.

D.  Listen and sing along. (See "What's He Doing?" on page 58.)

Phonics Time

A.  Listen and repeat.



long a



May



rain



cake



play





paint





lake


B.  Does it have **long a**? Listen and put ✓ or X.

1. 

2. 

3. 

4. 

5. 

C. Read the words.

1.

day
say

2.


maid
paid

3.

game
name

4.

date
late

D.  Look at C. Listen and point.

E.  Listen and circle.

1. grape tape 2. train brain 3. day say 4. bake make



Conversation Time



A. Look and write.




- _____!
Hold Hello Help
- Hello! May I _____ to Hisham, please?
sing shout speak
- _____ Hold on.
Sea Sure Soup
- No _____
problem pencil please

B. Look and write.

- Hello! _____
- _____ Mona ?
- _____
- _____

Word Time



get dressed

eat breakfast

study English

watch TV

walk to school

take a shower

A. Circle and write.

1.



eat

dressed

get

get dressed

2.



walk

TV

watch

3.



walk

to school

write

4.



take

a shower

talk

5.



eat

breakfast

get

6.



sing

English

study

B. Unscramble and write.

1.

dusty shEglin

2.

tea krabstafe

3.

teg sedrsde

4.

whact VT

5.

kate a howers

6.

lawk ot hocsol

Practice Time

What are you doing?



We're eating breakfast.



What's he doing?



He's walking to school.


A. Look and match.

1.



What's she doing?
She's watching TV.

2.



What are you doing?
We're studying English.

3.



What's it doing?
It's eating breakfast.

B. Look and write.

1.



2.




Phonics Time




May



paint



play



lake



cake



rain

A. Match and write.

1. P__nt 2. c_k_ 3. pl__ 4. l_k_ 5. M__ 6. r__n

a_e
ai
ay

(A dashed line connects the first dot of 'P__nt' to the first dot of 'ai').


B. Circle and write.

1. aik c ake

2. aint p aynt

3. ay pl ae

C. Does it have long a? Look and circle.





At the Airport

Conversation Time

A. Listen and repeat.

B. Listen and find the speakers.


C. Role-play the conversation with a partner.

Where are you from?

I'm from France.

Oh. You speak English very well.

Thank you very much.



D. Review. Listen and repeat.

What are you doing?

I'm watching TV.

Word Time

A.  Listen and repeat.

13

thirteen

14

fourteen

15

fifteen

16

sixteen

17

seventeen

18

eighteen

19

nineteen

20

twenty

25

twenty-five

30


thirty

40

forty

50

fifty

B.  Listen and write the letter.

20 ____ 17 ____ 50 ____ 40 ____ 15 ____ 13 ____ 25 ____ 18 ____

C.  Listen and point.

D. Write the words. (See pages 60–62.)



Practice Time

A.  Listen and repeat.

What time


is it ?

It's

one o'clock.
two fifteen.



2 : 15

B.  Listen and repeat. Then practise with a partner.

1. What time is it ?
It's ten fifteen.



2. What time is it ?
It's eleven forty-five.



3. What time is it ?
It's twelve twenty-five.



4. What time is it ?
It's one thirty.



5. What time is it ?
It's two o'clock.



6. What time is it ?
It's three fifty-five.




C. Look at page 38. Point to the clocks and practise with a partner.


D.  Listen and sing along. (See "What Time Is It?" on page 59.)

Phonics Time


A.  Listen and repeat.




long e




bee




feet




sleep



meat




read



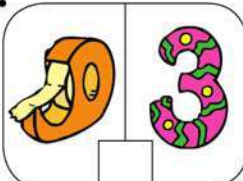
tea

B.  Do they both have **long e**? Listen and put ✓ or X.

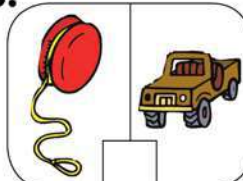
1.




2.



3.



4.



C. Read the words.

1.

feed

seed

2.

sheep

sleep

3.

bean

clean

4.

meat

seat

D.  Look at C. Listen and point.

E.  Listen and match.



1



bake



2



pay



3



beak



4



bait



5



pea




6



beet



Conversation Time





A. Circle and write.



- Where are you _____ ?
France from five
- _____ from France.
I'm I It's
- Oh. You _____ English very well.
sleep sick speak
- Thank you very _____.
meet much mother

B. Unscramble and write.

- 
 from / Where / you / ? / are

- 
 France / . / from / I'm

Word Time

13 thirteen

14 fourteen

15 fifteen

16 sixteen

17 seventeen

18 eighteen

19 nineteen

20 twenty


25 twenty-five


30 thirty


40 forty

50 fifty

A. Look and circle the word.

1.  fifteen
fourteen
sixteen

2.  twenty
seventeen
nineteen

3.  twenty-five
nineteen
eighteen



B. Count, match, and write.



1.  ● ● 16 

2.  ● ● 20 

3.  ● ● 17 

C. Look and write.

1.  

2.  


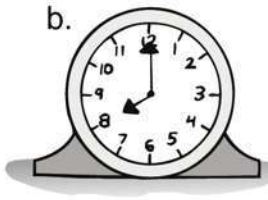

3.  

Practice Time



A. Look and write the letter.

What time is it?




1. _____ It's one thirty-five.

2. _____ It's eleven fifty.


3. _____ It's eight o'clock.


4. _____ It's seven forty-five.

B. Look and write.



What _____ ?





Phonics Time



sleep



bee




feet



tea



read




meat

A. Which picture has long e? Look and circle.


1.



2.




3.




B. Which picture has a different long vowel sound? Circle.

1.




2.



C. Circle and write.

1.



bee

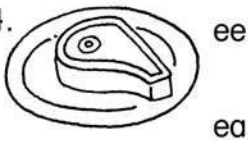
2.



3.



4.



5.



6.





At the Flower Shop

Conversation Time

A.  Listen and repeat.



Where do you live ?




I live in Giza.




Oh, really ? Me, too.




I like it. It's a nice place.

B.  Listen and find the speakers.

C. Role-play the conversation with a partner.



D.  Review. Listen and repeat.

This is for you.

Thank you.



Word Time

A.  Listen and repeat.

1.  red

2.  yellow

3.  blue


4.  green

5.  orange

6.  brown

7.  white


8.  black

B.  Listen and write the letter.

C. Point and say the words.

D.  Listen and point.

E. Write the words.
(See pages 60–62.)




Practice Time

A.  Listen and repeat.

This is | red.
That's | a red flower.

That's = That is

These | are | yellow.
Those | are | yellow flowers.

B.  Listen and repeat. Then practise with a partner.

1.

That's white.
That's a white flower.



2.

Those are orange.
Those are orange flowers.



3.

These are yellow.
These are yellow flowers.



4.

This is red.
This is a red flower.



5.

These are blue.
These are blue butterflies.



6.

Those are green.
Those are green trees.




C. Look at page 46. Point to the picture and practise with a partner.


D.  Listen and chant. (See "The Colour Chant" on page 59.)

Phonics Time

A.  Listen and repeat.




long i



bike




five




kite



light



night



tight

B.  Does it have **long i**? Listen and **put** ✓ or X.

1.



2.



3.



4.



5.



C. Read the words.

1.

hide
ride

2.


fine
nine

3.

bike
like


4.

night
right

D.  Look at C. Listen and point.


E.  Listen and match.

1




beet

2




mean

3




like

4




mine

5



bite


6



lake



Conversation Time



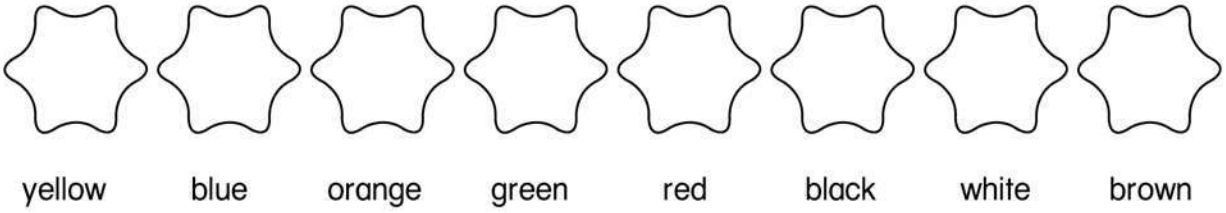
A. Read and Match A with B:

A	B
1- Where do	a- too.
2 - I live	b- nice place.
3- Oh, really? Me	c- you live?
4- It is a	d- I like it.
	e- in Giza.

B. Your turn. Draw and write.




Word Time



A. Read and match. Then colour.

1. yellow 2. red 3. green 4. brown 5. blue 6. white



B. Unscramble and write. Then colour.

1. nereg 2. erd 3. lewoyl 4. hetwi

green


5. uleb 6. klabc 7. argneo 8. wornb

Practice Time

This is yellow.



That's a green tree.



These are red flowers.



Those are black.



A. Look and check (✓) the correct box. Then colour.


1.



This is red.

Those are red.


2.



Those are green trees.

That's a green tree.


3.



These are black birds.

This is a black bird.

4.



That's an orange flower.

Those are orange flowers.


B. Colour and write.

1.




This is a butterfly.

2.



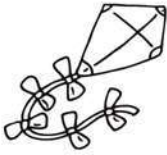
3.



4.



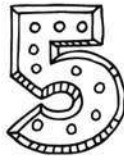
Phonics Time



kite



bike



five



night






light



tight

A. Which pictures have long i ? Circle.



B. Match and write.

1. n__t

2. k_t_

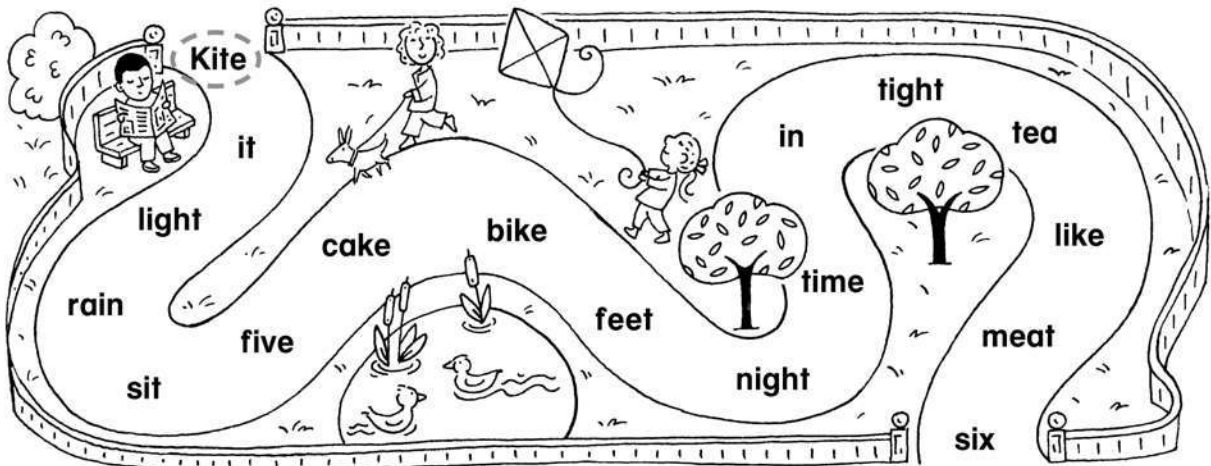
3. f_v_

4. l__t

i_e

igh

C. Circle and count the long i words.



How many long i words? _____



Review 2

Story Time



A.  Listen and repeat.



B.  Look at A. Listen and point.

C. Role-play these scenes.

Activity Time



A. Listen and match.

1.	2.	3.	4.	5.	6.

B. Listen and write the time.

1. ____ : ____ 2. ____ : ____ 3. ____ : ____ 4. ____ : ____ 5. ____ : ____ 6. ____ : ____

C. Listen and circle.

- | | | |
|-----------------|-----------------|------------------|
| 1. meal mail | 2. tray tree | 3. fight feet |
| 4. lake like | 5. beak bike | 6. main mine |

D. Listen and circle ✓ or X.

1.	2.	3.	4.
X ✓	X ✓	X ✓	X ✓



Review 2

A. Circle the mistakes. Then rewrite.

1. may I speak To Hisham, please.

May I speak to Hisham, please?

2. where Do you Live.

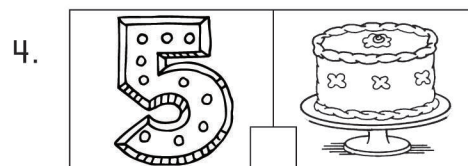
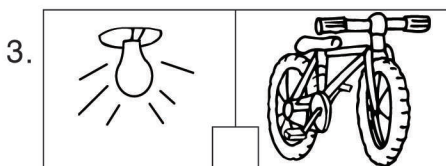

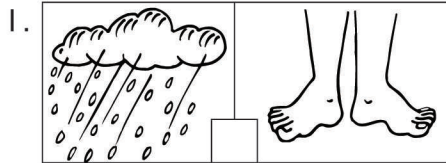
3. thank You Very much?

4. Oh, Really! Me, too?

5. sure? hold On?

6. where are You from!

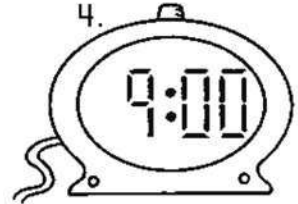
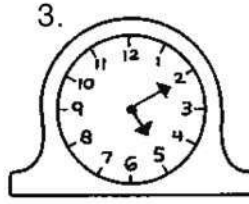
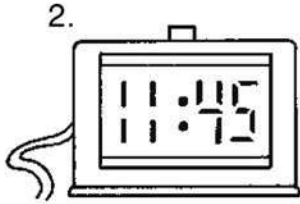

B. Do they both have the same long vowel sound? Put ✓ or X.



Review 2

A. Read and write.

What time is it?




1. It's _____.

2. _____.

3. _____.

4. _____.

B. Read and write.




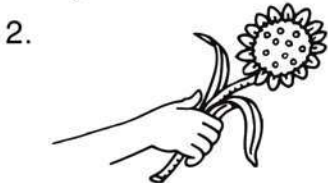
What are they doing?



She's eating breakfast.

C. Colour and write.







Songs and Chants



The Family Song

(Melody: Skip to My Lou)



Who's he?

He's my brother.

Who's he?

He's my father.

Who's he?

He's my grandfather.

This is my family.

Who's she?

She's my sister.

Who's she?

She's my mother.

Who's she?

She's my grandmother.

This is my family.



He Isn't Reading

He isn't reading.

He isn't reading.

He isn't writing.

He isn't writing.

He isn't reading.

He isn't writing.

He's drawing! He's drawing!

She isn't eating.

She isn't eating.

She isn't talking.

She isn't talking.

She isn't eating.

She isn't talking.

She's sleeping! She's sleeping!





We're Singing

(Melody: Old MacDonald)



We're singing! La, la, la!
 You're singing now.

We're singing! La, la, la!
 You're singing now.
 You're crying.

We aren't crying.
 You're shouting.

We aren't shouting.

We're singing! La, la, la!
 You're singing now.



We're running. Run, run, run!
 You're running now.

We're running. Run, run, run!
 You're running now.
 You're walking.

We aren't walking.
 You're laughing.

We aren't laughing.

We're running. Run, run, run!
 You're running now.



What's He Doing?

(Melody: Clementine)

What's he doing?
 What's he doing?
 What's Kareem doing now?
 He's eating,
 He's eating,
 He's eating breakfast now.

What's she doing?
 What's she doing?
 What's Mona doing now?
 She's watching,
 She's watching,
 She's watching TV now.

What are they doing?
 What are they doing?
 What are Kareem and Mona doing now?
 They're studying,
 They're studying,
 They're studying English now.





What Time Is It?

(Melody: Mary Had a Little Lamb)

What time is it?

It's three o'clock.

Three o'clock.

Three o'clock.

What time is it?

It's three o'clock.

It's three o'clock right now.

What time is it?

It's four forty-five.

Four forty-five.

Four forty-five.

What time is it?

It's four forty-five.

It's four forty-five right now.

What time is it?

It's five fifteen.

Five fifteen.

Five fifteen.

What time is it?

It's five fifteen.

It's five fifteen right now.



The Colour Chant



This is white.

This is a white dog.

This is white.

This is a white dog.

That's black.

That's a black bird.

That's black.

That's a black bird.

These are orange.

These are orange flowers.

These are orange.

These are orange flowers.

Those are green.

Those are green trees.

Those are green.

Those are green trees.

My Picture Dictionary

Write the words.

B b









C c







D d





E e



18

80

F f



15

50

40

14

G g









I i



J j







K k



L l







M m



N n



19

O o



Q q



P p





R r











S s

17







16





T t





13

30

20

25

W w











Y y







☑ Checklist 1 (Units 1–3)

A. I can say these sentences.

1.



Who's she? She's my sister.
Who's he? He's my brother.

2.



I'm talking. I'm not eating.
He's sleeping. He isn't reading.

3.



You're running. You aren't walking.
They're laughing. They aren't crying.

B. I can say these words.

1. mother



2. shout



3. write



4. grandfather



5. draw



6. grandmother



7. sing



8. father



C. I can talk about this picture.



D. I can read these words.

jet

run

cat

jam

leg

duck

box

red

☑ Checklist 2 (Units 4-6)

A. I can say these sentences.

1.



What's she doing? She's taking a shower.
What are they doing? They're eating breakfast.

2.



What time is it?
It's two twenty.

3.



That's red. This is white.
Those are blue. These are green.

B. I can say these words.

1. yellow



2. fifty

50

3. brown



4. forty-two

42

5. walk to school



6. black



7. study English



8. thirty-six

36

C. I can talk about this picture.



D. I can read these words.

May

tea

bike

feet

cake

night

rain

bee

Word List

The numbers to the right of the entries indicate the page on which the word is introduced. Words in blue appear only in the art (on the Conversation Time pages).

A

aren't 19
aunt 1

B

bee 40
bike 48
birthday 9
black 46
blue 46
box 20
breakfast 30
brother 2
brown 46

C

cake 32
cat 20
clap 17
colour 9
come here ii
cook dinner 29
cool 9
count iv
cousin 1
cry 18
crying 19

D

dance 17
draw 10

drawing 11
drink tea 29

duck 20

E

eat 10
eat breakfast 30
eating 11
eating breakfast 31
eighteen 38
eighty 37
English 30

F

father 2
feet 40
fifteen 38
fifty 38
five 48
for 17
forty 38
fourteen 38
France 37
from 37

G

get dressed 30
getting dressed 31
grandfather 2
grandmother 2
gray 45
green 46

H

happy birthday 17
hold on 29
how old 1

I

in 45

J

jacket 4
jam 4
jet 4

K

kiss 17
kite 48

L

lake 32
lamb 12
laugh 18
laughing 19
leg 12
lemon 12
light 48
live 45
look at the board iii

M

May 32
meat 40

Monday 9
mother 2
much 37

N

nice 45
night 48
nineteen 38
no problem 29

O

o'clock 39
oh 37
on Wednesday 9
open 17
orange 46

P

paint 32
pay attention iv
pink 45
place 45
play 32
purple 45

Q

queen 20


R

rabbit 12

Word List

rain	32	sixteen	38	they're	19	walking to school	31
raise your hand	iii	sixty	37	thirteen	38	watch TV	30
read	10	sleep	10	thirty	38	watching TV	31
reading	11	sleeping	11	those	47	we	19
really	45	speak	29	tight	48	Wednesday	9
red	12	spell the word	iii	time	39	well	37
ride	48	stand	9	today	9	we're	19
run	12	stop talking	iv	too	45	what time	39
running	19	study English	30	Tuesday	9	where	37
S		studying English	31	TV	30	white	46
school	30	Sure	29	twenty	38	who's	3
see	1	T		twenty-five	38	word	iii
seventeen	38	take a break	iv	U		write	10
seventy	37	take a shower	30	uncle	1	writing	11
shout	18	taking a shower	31	V		Y	
shouting	19	talk	10	very	37	yellow	4
shower	30	talking	11	W		yogurt	4
sing	18	talk on the phone	29	walk	18	yo-yo	4
singing	19	ten	1	walking	19		
sister	2	thanks	17	walk to school	30		
sit	9	these	47				
six	1	they	19				

UNIT 2 Revision

A.  Listen and write the number.


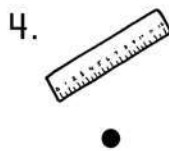
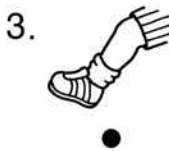


___ Cool!

___ Is today Monday?


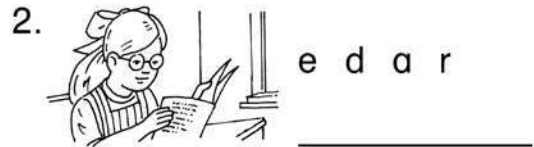
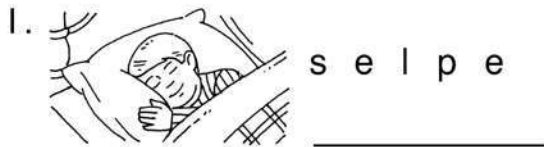
___ No, it's Tuesday.

___ Yay! My birthday is on Wednesday.

B.  Does it begin with the sound l or r? Listen and match.



C. Unscramble and write.



D. Look and write.



UNIT 3 Revision

A. Listen and write.



1. This is _____ you.
2. _____ birthday.
3. _____
4. You're _____ it.

B. Does it have c, -ck, q, or -x? Listen and circle.

1.	2.	3.	4.
c q	-ck -x	c q	-ck -x

C. Look and match.

1.	2.	3.	4.	5.
●	●	●	●	●
●	●	●	●	●
shout	walk	laugh	run	sing

D. Look and write.

- 1.
- 2.

They're _____.

We're _____.

UNIT 4 Revision

A. Listen and write the number.

___ Sure. Hold on.


___ No problem.

___ Hello!

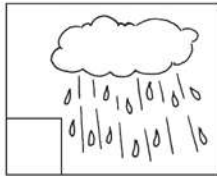
___ Hello! May I speak to Hisham, please?

B. Does it have long a? Listen and put ✓ or X.

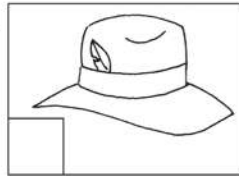
1.



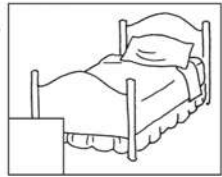
2.



3.



4.



C. Read and match.

1. get

2. eat

3. walk

4. study

5. watch

6. take



to school

English

dressed

breakfast

a shower

TV

D. Look and write.

1.



What's she doing? _____

2.




What _____?

UNIT 5 Revision


A. Listen and match.

- | | | | | |
|------------------|---|--|---|--------------------|
| 1. Where are | ● | | ● | very much. |
| 2. I'm from | ● | | ● | English very well. |
| 3. Oh. You speak | ● | | ● | France. |
| 4. Thank you | ● | | ● | you from? |

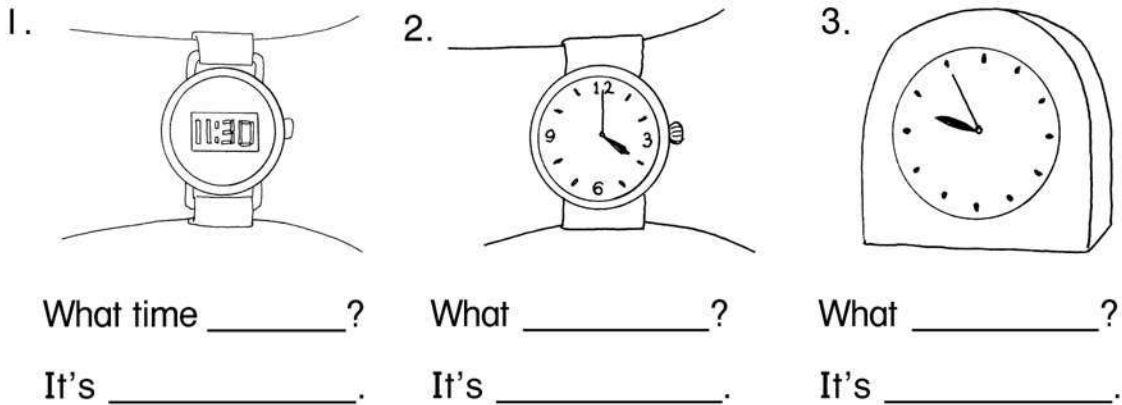
B. Do they both have long e? Listen and put ✓ or X.



C. Look and circle the word.



D. Look and write.



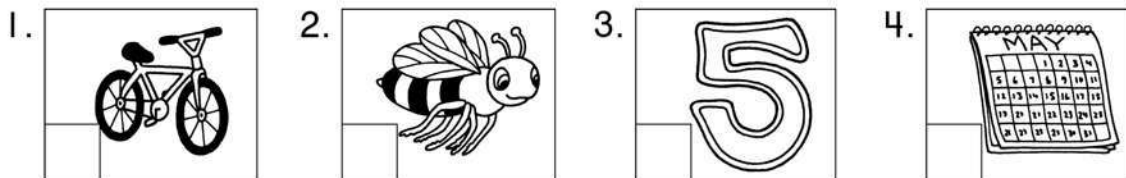
UNIT 6 Revision

A. Listen and circle the word.

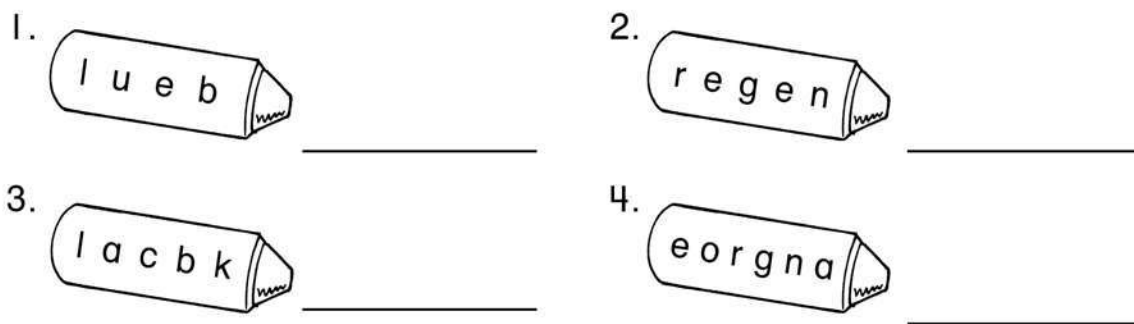


1. Where | do | they | live?
What | you | live?
2. You | live | in | Cairo.
I | on | live?
3. Oh, | really? | You, | too.
Yes, | Me, | live?
4. I | like | it. It's a | nice | place.
love | nine | live?


B. Does it have long i? Listen and put ✓ or X.



C. Unscramble and write. Then colour.



D. Look and write.

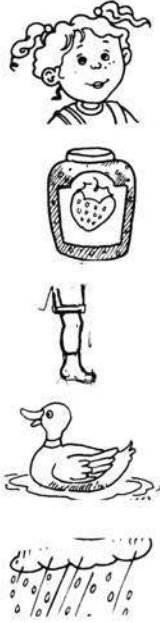


1. _____ red.
Those _____.
2. _____ yellow.
These _____.

Sample Test 1

A. Listening

1- Listen and number the pictures:



2-Listen and fill in the gaps:

A: How.....are you?

B: I.....nine.

B. Reading

3- Read and match A with B :

A	B
1- My sister's birthday	a- are orange flowers.
2- He is	b- Wednesday.
3- How	c- drawing.
4- Those	d- is on Monday.
	e- old are you?

4- Choose the correct word (s) between brackets:

- 1- It is (thirty – threc – fifteen) o'clock.
- 2- (Where – Who – What) are you from?
- 3- They are (walk – walks – walking).
- 4- Who is (he – we they) ?
- 5- May I (play – speak – shout) to Hisham, please?

C. Writing

5- Look at the pictures and unscramble the words:



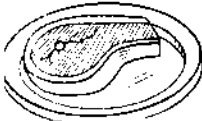
evif



herfat



ablm



atme

6- Look and write a sentence under each picture:



1-



2-

7- Punctuate the following sentence:

where are ahmed and sarah from


8- Copy the following sentences in good handwriting:

- 1- You speak English very well.
- 2- I am from France.

Sample Test 2

A. Listening

1- Listen and number the pictures:



2- Listen and fill in the gaps:

A: Is.....Monday?

B: No, it's.....

B. Reading

3- Read and match A with B:

A	B
1- Thank	a- live in Giza.
2- I	b- is it?
3- Those	c- is a cat.
4- What time	d- you very much.
	e- are blue butterflies.

4- Choose the correct word (s) between brackets:


- 1- She is (I – my – me) sister.
- 2- What (am – is – are) you doing?
- 3- (Where – What - Who) do you live?
- 4- That is (red – a red – yellow) flower.
- 5- I like Giza. (She – He – It) is a nice place.

C. Writing

5- Look at the pictures and unscramble the words:



b t a r b i



n a r i




t f i f y



w h a c t

6- Look and write a sentence under each picture:



1-



2-

7- Punctuate the following sentence:

may i speak to hisham

8- Copy the following sentences in good handwriting:

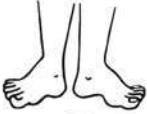




1- She is studying English well.

2- My birthday is on Friday.

Sample Test 3

A. Listening

1- Listen and number the pictures:

    	<table border="1" style="width: 100%; height: 100%; border-collapse: collapse;"> <tr><td style="height: 50px;"></td></tr> <tr><td style="height: 50px;"></td></tr> <tr><td style="height: 50px;"></td></tr> <tr><td style="height: 50px;"></td></tr> <tr><td style="height: 50px;"></td></tr> </table>					

2- Listen and fill in the gaps:

A: This is you.

B: Thanks.

A: You're.....

B. Reading

3- Read and match A with B:

A	B
1- It	a- speak to Hisham, please?
2- Oh. you speak	b- are walking to school.
3- May I	c- English very well.
4- We	d- no problem.
	e- is eleven thirty.

4- Choose the correct word(s) between brackets:

- 1-He is (talking – reading – taking) a shower.
- 2- (What – Who – Where) time is it?
- 3- My birthday is (in – on – from) Wednesday.
- 4- She (isn't – am not – aren't) drawing.
- 5- (Those – This – That) are black birds.

B. Writing

5- Look at the pictures and unscramble the words:



h o m t r e



e i n n



o e m l n

50 i t f y f

6- Look and write a sentence under each picture:



1-



2-.....

7- Punctuate the following sentence:

what is mona doing in giza

8- Copy the following sentences in good handwriting:

- 1- They are eating breakfast.
- 2- I live in cairo.

Book size : 20 × 28
Number of pages : 92
Weight of paper sheet : 70 gm
Weight of cover sheet : 180 gm
Print colour : 4 colours
Registration No. : 49/3/11/1/10/27

<http://elearning.moe.gov.eg>

Nas for Printing