



Jordan TEAM Together Grade 5

Semester 2

Activity Book with Digital Resources



Evaluation and Adaptation Committee

Prof. Nayel Darweesh Al-Shara'h (Head)

Dr. Manal Fahed Aburumman (Coordinator)


Prof. Ahmad Hamad Alkhalwaldeh


Prof. Majed Abdelkarim Al-Quran

Abeer Jamil Abu Rayyan

Publisher: The National Center for Curriculum Development

The National Center for Curriculum Development is pleased to have your feedback and comments on this book through the following contact details:

 06-5376262 / 237

 06-5376266

 P.O.Box: 2088 Amman 11941

 @nccdjor

 feedback@nccd.gov.jo

 www.nccd.gov.jo

The Ministry of Education has decided to adopt this book for Jordanian schools in accordance with the approval of the Supreme Council of the National Curriculum Center in its meeting No. 9/2024 on 30/10/2024 and the approval of the Board of Education decision No. 152/2024 in its meeting No. 6/2024 on 17/11/2024 for the 2024/2025 academic year.

© Pearson Education Limited and York Press Ltd. 2024

ISBN: 978-9923-41-742-3

The Hashemite Kingdom of Jordan
Deposit number by the National Library Department
(2024/10/6011)

Primary indexing data for the book

Book title	Jordan Team Together, Grade 5: Activity Book, Semester 2
Prepared by	Jordan National Center for Curriculum Development
Publication data	Amman: National Center for Curriculum Development, 2024
Classification number	372.6521
Descriptors	/English Language//Courses//Basic Education/
Edition data	First edition

The author bears full legal responsibility for the content of their work, and this work does not express the opinion of the National Library Department.



The right of Inés Avello to be identified as author of this Work has been asserted by her in accordance with the Royal Legislative Decree, 12 April 1/1996, which approves the consolidated text of the Law of Intellectual Property Rights.

The publishers would like to thank Michelle Mahony, Gareth Vaughan and Tessa Lochowski for their contribution.

All rights reserved; no part of this publication may be reproduced, stored in a retrieval system, or transmitted in any form or by any means, electronic, mechanical, photocopying, recording, or otherwise without the prior written permission of the Publishers.

First edition (trial): م 2024 / هـ 1445

Jordan TEAM Together Grade 5

Semester 2

Activity Book with Digital Resources




Contents

Welcome Welcome back	2	Festivals	
5 Animals in danger	6	Youth Service Day	42
6 Staying healthy	14	World Heritage Day	43
Bo's Learning Club		Communication activities	44
Language booster 3	22	Irregular verbs	48
7 Curtain up!	24	Speaking reference	49
8 Let's get creative!	32	Wordlist	50
Bo's Learning Club			
Language booster 4	40		

Welcome Welcome back

1 Look, read and match.



Bo



Hamed



Millie



Katy

a Great! We went to see
Granny and Grandpa.

b I can juggle five balls
at the same time!

c We did amazing
experiments.

d I learnt how to bake a
cake. And I fixed some toys!

2 Look and write.

ball ~~cake~~ experiment juggle pizza toys

1

cake



2



3



4



5



6

3 Complete the sentences with the words from Activity 2.

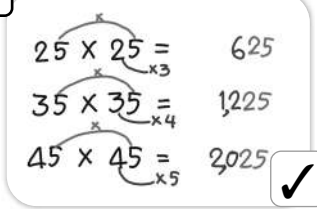



- 1 Sawsan's mum baked a delicious cake for her birthday.
- 2 Amani and her dad made a cheese and tomato _____ last night.
- 3 I tried to fix my little brother's _____, but it was too difficult!
- 4 Hamzah enjoyed throwing a _____ with his sister in the garden.
- 5 We did a cool _____ in Science class today!
- 6 My mum can _____ six apples at the same time!

4 What did they do at the weekend? Write and match.

- 1 Ibrahim baked (bake) a cake.
- 2 Samia _____ (do) experiments at Science Club.
- 3 Mariam _____ (fix) her sister's toy robot.
- 4 Jamil _____ (juggle) some hats.
- 5 Eman _____ (throw) a ball in the garden.



1 Look and write sentences.

<p>1</p> 	<p>2</p> 
<p>3</p> 	<p>4</p> 

1 Sami / study / test

Sami studied for a Maths test. He didn't study for a Science test.

2 Amal / bake / make

3 Zeinab / write

4 Kareem / juggle / throw

2 Order the words to make sentences.

1 lemon cake / That / delicious! / was / so


That lemon cake was so delicious!

2 Did / you / yesterday? / experiments / do

3 at the weekend. / didn't / my toys / I / fix

4 last night. / threw / best friend / I / my / with / a ball

1 Complete the crossword.



Across



Down



2 Listen and match. Which is their favourite?



3 Describe three items in your notebook. In pairs, read and guess.

You use a pen to write this.
You have to send it by hand.

It's a letter!

Yes!

5

Animals in danger

Vocabulary


1  Look at Pupil's Book page 8 and write.

- 1 What's Katy holding? _____
- 2 What's the name of the boat? _____

2 Look, write and count.

seal jellyfish turtle octopus whale shark squid oyster
lobster seahorse ray dolphin

- | | | | | | |
|---|----------------|--------------------------|----|-------|--------------------------|
| 1 | <u>dolphin</u> | <input type="checkbox"/> | 7 | _____ | <input type="checkbox"/> |
| 2 | _____ | <input type="checkbox"/> | 8 | _____ | <input type="checkbox"/> |
| 3 | _____ | <input type="checkbox"/> | 9 | _____ | <input type="checkbox"/> |
| 4 | _____ | <input type="checkbox"/> | 10 | _____ | <input type="checkbox"/> |
| 5 | _____ | <input type="checkbox"/> | 11 | _____ | <input type="checkbox"/> |
| 6 | _____ | <input type="checkbox"/> | 12 | _____ | <input type="checkbox"/> |



I'm learning

Draw or find pictures to learn vocabulary in context. Create your own picture of a space scene or a shopping street scene and label it.


3  Find and circle the odd one out. Write why.

have got a shell have got legs breathe air

- 1 seahorse octopus squid A seahorse hasn't got legs.
- 2 lobster oyster octopus _____
- 3 whale jellyfish seal _____
- 4 turtle lobster dolphin _____

Shark adventure

1 After you read Look and order the story.



2 Read and complete.

Bo whale ~~snorkelling~~ shark animals water mum

- The children are ready to go snorkelling.
- The children see a big animal in the _____. Is it a _____ or a shark?
- A _____ with its mouth wide open gets close to _____.
- Hamed's _____ says that the shark wanted to catch tiny sea _____, not Bo!

3 Correct the mistakes.

- Hamed's dad says there are some sharks in the area today. whales
- Bo goes under the water with his camera. _____
- Katy finds a seahorse underwater. _____
- The egg case can be from a shark or a turtle. _____

4 Values Read and circle. What do you think?





- The story is about working hard / eating well / protecting animals.
- The children can't swim too close to whales because they mustn't disturb them / the whales are noisy / the water is deep.
- Hamed's dad encourages Millie to break the egg case / learn about the animal from the egg case / find more egg cases.

Values

I am careful not to harm animals.



1 Listen and write the letters.



2 Look at Activity 1 and complete the sentences.

oyster soup the seals ~~a toy dolphin~~ an octopus

1 Was Jaber buying a toy seal on Saturday at 12 o'clock?
 ___ No ___, he ___ wasn't ___. He ___ was buying a toy dolphin ___ (buy).





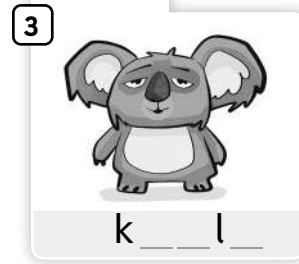

2 What was Huda doing at 12 o'clock?
 She _____ (watch).

3 What _____ Talal and Nour _____ (buy)
 at 12 o'clock?
 They _____ (buy).

4 _____ Dana and Aisha _____ (have)
 an octopus for lunch?
 _____, they _____. They _____ (have).

3 What were you doing last Saturday at 12 o'clock? Write. Then compare in pairs.

1 Look and complete the cards.



I'm learning

You can create simple fact files to learn new words, e.g. animal names. Draw the animal and label it. You can also write its size, colour and the food it eats.

2 Read and circle.

- 1 The lions was / were drinking when we drive / drove past.
- 2 The gorilla ate / was eating a banana when Omar was taking out / took out his camera.
- 3 Eman and her dad were sailing / are sailing when the polar bear jumped / was jumping out of the water.
- 4 The pandas were sleeping / slept when Sana arriving / arrived at the zoo.


3 In pairs, ask and answer the questions.

- 1 What was your best friend doing when you arrived at school yesterday?
- 2 What were your parents doing when you came back from school yesterday?



1 Look and complete the sentences.

trouble protection wildlife ~~injured~~ rescued look after



- 1 A parrot had an accident when he was flying and he got injured.
- 2 He was in trouble because he couldn't fly with his broken wing.
- 3 A worker from the WHA (We Help Animals), an animal protection organisation, rescued him.
- 4 Now the parrot is recovering at a recovery centre, where people look after birds and other animals.

2 After you read Complete the sentences. Use 1, 2 or 3 words.

- 1 The RSPCA began in 1824.
- 2 Last year, the RSPCA rescued more than 100,000.
- 3 If you want a new pet, you can visit an RSPCA shop.
- 4 Last year, the RSPCA found new homes for more than 30,000 animals.
- 5 If you want an animal, first the RSPCA will ask you about your home and your budget.

1 Complete the sentences in your notebook so that they mean the same.

- | | |
|--|------------------------------------|
| 1 I'd like to have some fish. | I want <u>to adopt some fish</u> . |
| 2 You must change the water every three days. | Don't forget _____. |
| 3 Of course I'll look after my fish! | I promise _____. |
| 4 You must feed the fish in the morning every day. | Remember _____. |

2  Complete the dialogue with the new sentences in Activity 1. Listen and check.



So, Salwa, you're going to adopt an animal from the animal centre, right?

Yes, I am.

What kind of animal do you want to adopt?

(1) I want to adopt some fish.

OK. About the food ...

(2) _____

I'll remember!

And one more thing.

(3) _____

I won't forget!

(4) _____



Pronunciation

3  Write the negative forms. Listen and check.



- | | |
|------------------|-------------------|
| 1 like → _____ | 4 obey → _____ |
| 2 agree → _____ | 5 connect → _____ |
| 3 honest → _____ | 6 appear → _____ |

Reading

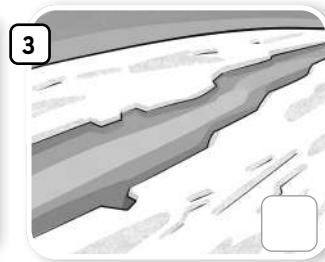

1 After you read Match the words and the pictures.

a channel

b sea ice

c trapped

d run out



2 Correct the underlined mistakes.

1 Beluga whales live in the Indian Ocean. Arctic

2 Beluga whales stay in the open ocean in summer.

3 The *Moskva* was a submarine that helped some beluga whales trapped under the open ocean.

4 The ship made a hole for the whales, but the whales were frightened of the ice.

5 The whales became trapped above the ice.

6 The ship moved down the channel quickly, stopped, played music and then the whales got away from the ship.

7 It took many weeks for the whales to reach the open ocean.

8 The beluga whales reached the open ocean and they were injured.

3  In groups, draw four pictures and make a poster of the story about the beluga whales. Display your posters in class and retell the story.

Writing

tip Writing

When your text has got a lot of information, headings make it easier to read. Look at the Plan and use the questions as headings.

1 Read and match.

- | | |
|---|---|
| <p>1 What does an octopus look like?</p> <p>2 Do dolphins eat fruit?</p> <p>3 Where do koalas live?</p> <p>4 What were the polar bears doing?</p> | <p>a They eat fish and squid. They don't like fruit.</p> <p>b It's got eight legs.</p> <p>c They were swimming in the sea. They love it!</p> <p>d They live in Australia.</p> |
|---|---|

2 Find out about an endangered animal and write about it.

1 Plan

Make notes.

Name of endangered animal: _____

Where do they live? _____

What do they eat? _____

What do they do? _____

Why are they endangered? _____

2 Write

Use your notes and write.

<p>_____</p> <p>They live _____.</p> <p>They eat _____.</p> <p>They _____.</p> <p>They like _____.</p> <p>They are endangered because _____.</p>	
--	---

3 Check your work

3 Put your texts together to make a class book on endangered animals.

6

Staying healthy

Vocabulary

1  Look at Pupil's Book page 18 and write.

1 What's the book in the play area about? _____


2 What's Hamed's mum doing? _____

2 Look and complete.

cold high temperature toothache earache dizzy runny nose
cough stomach ache sick sore throat headache rash



cold



I'm learning

Use your own body to learn illnesses. Say the illnesses and point at your body parts.

3  What's the matter? Look at Activity 2 and write.

1 My head hurts. I've got a headache.

2 My skin is getting red. I've got a _____.

3 I must sit down or I will fall! I feel _____.

4 I can't hear you very well. It's very sore. I've got an _____.

5 I feel really hot. I think I've got a _____.

1 After you read Look, read and order.

A high temperature



2 Circle the answers from the story.

- 1 You shouldn't play (football) / basketball because you're cold / dizzy.
- 2 You've got a high temperature / cough. You should be at home / in hospital.
- 3 You will feel better / tired. You should get some rest / have a bath and drink plenty of orange juice / water.

3 Read and write *True* or *False*.

- 1 Hamed is at the doctor's with his dad, Millie and Bo. False
- 2 Hamed hasn't got a runny nose, but he's got a cough. _____
- 3 Hamed puts the thermometer under his arm. _____
- 4 Hamed's real temperature is about 42°C. _____

4 Values Read and tick (✓). How should you help others when they're ill at school?

Values
I help my friends when they are ill.

- | | |
|--|---|
| 1 I should tell a teacher. <input checked="" type="checkbox"/> | 4 I should play games with them. <input type="checkbox"/> |
| 2 I should ignore them. <input type="checkbox"/> | 5 I should listen to them. <input type="checkbox"/> |
| 3 I should be nice to them. <input type="checkbox"/> | 6 I should stay calm. <input type="checkbox"/> |



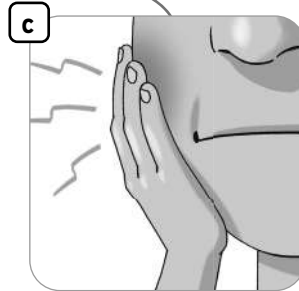
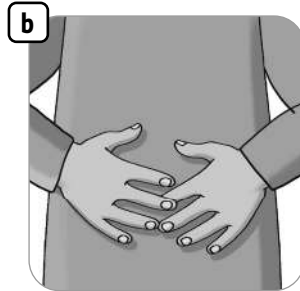
1 Listen and match.

1 Adel

2 Muna

3 Mazen

4 Lama



should

rest

drink warm tea

take some medicine

use a hot water bottle

shouldn't

drink milk

eat hard food

ride a bike

eat crisps

2 Look at Activity 1 and answer the questions.

1 What should Adel do? He should take some medicine.

2 Should Muna do some sport? _____, she _____

3 What should Muna do? _____

4 What shouldn't Mazen do? _____

5 What should Lama do? _____



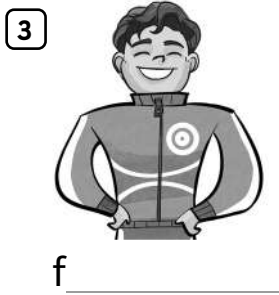

3 Look at Activity 1 again. Choose two people and write what else they should and shouldn't do. In pairs, discuss your ideas.

1 _____ should _____
 _____ shouldn't _____

2 _____ should _____
 _____ shouldn't _____

1 Find and circle the words in the word search. Then look and write.

A	P	J	U	N	K	F	O	O	D	P	L
E	A	D	A	Y	F	I	T	K	E	E	P
S	T	H	E	X	E	R	C	I	S	E	E
D	H	E	A	L	T	H	Y	O	C	T	O
B	A	L	A	N	C	E	D	D	I	E	T
R	A	W	U	N	H	E	A	L	T	H	Y
A	U	N	F	I	T	Y	R	E	L	A	X



2  Look at Activity 1. *Healthy* and *unhealthy* are opposites. Can you find three more opposites?

1 _____ 2 _____ 3 _____

3 Complete the sentences.

get ~~have~~ feel buy


- He's eating more fruit to have a healthy diet.
- You're doing exercise _____ healthier.
- I think I'll go to the market _____ some fish.
- The children are going for a walk _____ some fresh air.



1 **After you read** Number the Healthy Food Day events in order.

- a Children bring healthy food to school. _____
- b Teachers send electronic invitations to parents. 1
- c Teachers take photos. _____
- d Children wear chef's hats and prepare their food. _____
- e Parents think of healthy foods. _____
- f Children share their food. _____

2 **Match the sentences in Activity 1 to the pictures.**



3 **Answer the questions.**

1 Why is Healthy Food Day a fun surprise?

2 What do some teachers bring to share with their classes?

4 **In groups, create a healthy school lunch menu for one week. Share your menu with other groups in class. Which menu is the healthiest?**

1 6.15 **Complete the dialogue. Listen and check.**



shouldn't near my eyes ~~feeling sick~~ Last night
headache high should every four hours

Hello, Habib. What's the matter?

Hi, Dr Alqadi. I'm (1) feeling sick, and I've got a terrible (2) _____, too.

Where does it hurt?

Here, (3) _____.

OK. I'll take your temperature ...

Yes, you've got a (4) _____ temperature. When did you start feeling sick?

(5) _____.

You (6) _____ use the computer today. You (7) _____ stay in bed and relax.

Should I take any medicine?

Yes, take this medicine (8) _____.

2 **What else should and shouldn't Habib do?**

Pronunciation



3 6.16 **Look and write. Listen and check.**

irresponsible fit irresistible regular healthy unbalanced

Positive	Negative
	unfit
responsible	
	irregular
	unhealthy
resistible	
balanced	

Reading

1 **After you read** Complete the sentences so that they mean the same.

1 The most important thing to be happy is to be nice to your friends and family.

The top tip to be happy is to be nice to your friends and family.

2 I only had an apple and some grapes today.

I only had two _____ of fruit today.

3 I was ill last week, so I stayed at home.

I was ill last week, so I couldn't get _____.

4 You should sleep well each night to stay healthy!

You should _____ each night to stay healthy!

sleep tight

portions

~~top tip~~

out and about

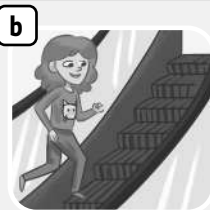
2 Answer the questions. Then match them with headings a–e.

5

ways to follow a healthy lifestyle



Have fun!



Get out and about!



Eat well, feel well!



Sleep tight!



Drink water!

1 What can you do to stay fit?

b You can do a sport or walk to school.

2 What's a balanced diet?

3 Why is water good for you?

4 What can you do to relax?

5 How many hours should you sleep every night?

Writing

tip Writing

We use brackets () to give extra information.

1 Tick (✓) the sentences that have extra information in the correct place.

- 1 a Make sure you get plenty of sleep each night (about 9–10 hours).
- b Make sure you get (about 9–10 hours) plenty of sleep each night.
- 2 a We live on planet (Earth the third planet from the Sun) in the solar system.
- b We live on planet Earth (the third planet from the Sun) in the solar system.

2 Write about how you stay fit and healthy.

1 Plan

Read and answer. Make notes.

What exercise do you do? _____

What food do you eat? _____

What do you do to relax? _____

2 Write

Use your notes and write.

I like _____


I do _____

I eat _____

I _____ to relax.

By _____

3 Check your work ✓



Language booster 3

1 Write the words in the correct column.

~~bus station~~ cave coast field school
shopping centre stream theatre

 Town	 Countryside
<p><i>bus station</i></p> <hr/> <hr/> <hr/>	<hr/> <hr/> <hr/>

2 Read and circle the correct answer.

- A small river is called a ...
a stream. **b ocean.**
- A piece of land on a farm is called a ...
a cliff. **b field.**
- A hot dry place with a lot of sand is called a ...
a jungle. **b desert.**
- The land next to the sea is called a ...
a cave. **b coast.**
- The land outside a town is called the ...
a countryside. **b ocean.**
- A dark place underground is called a ...
a cave. **b coast.**

3 Complete the sentences.

~~called~~ is ocean animals called

- The land outside a town is called the countryside.
- A big sea is called an _____.
- A dark place underground _____ called a cave.
- A big hill is _____ a mountain.
- A green place with plants and _____ is called a jungle.

4 Find the words. Complete the sentences.



d	e	s	e	r	t	c	y	a	w
h	b	n	p	i	y	t	e	s	o
a	p	b	q	u	f	j	k	c	o
b	u	s	s	t	a	t	i	o	n
z	w	b	v	f	k	k	p	p	f
z	o	o	b	d	l	l	k	o	i
v	d	v	n	j	w	l	z	c	e
b	t	h	e	a	t	r	e	o	l
s	c	g	o	w	l	m	m	p	d



- 1 A place where you see lots of animals is called a zoo.
- 2 A place where you see lots of buses _____.
- 3 A place where you see a play _____.
- 4 A place where you see lots of sand _____.
- 5 A place where you see plants on a farm _____.

5 Write complete sentences.

- 1 (baby cow / calf) A baby cow is called a calf.
- 2 (big hill / mountain) _____
- 3 (small river / stream) _____
- 4 (see plants on a farm / field) _____
- 5 (see lots of buses / bus station) _____

6 Draw a place in town and in the countryside. Write a definition for each place.



7

Curtain up!

Vocabulary

- 1  Look at Pupil's Book page 32. Use the words in the box to write sentences about the picture.

lemons ~~painting~~ dizzy clapping

1 *Millie, Bo and Hamed are painting a picture.*

2 _____


3 _____

4 _____

- 2 Look and write. Then circle the people blue, the places red, the things green and the actions orange.

props cheer ~~cast~~ backstage stage audience costumes
lighting director curtain act scenery

1



cast

2



3



4



5



6



7




8




9



10



11




12



The school play

1 After you read Look and order.



2 Match the sentences with the pictures in Activity 1.

- 1 Bo breaks something and the scenery falls. d
- 2 Hamed is looking for Alice's costume.
- 3 Mrs Alhaddad and Millie push the steps and help the children.
- 4 The scenery is very heavy, so the children can't hold it.

3 Answer the questions.

- 1 Who didn't read *Alice's Adventures in Wonderland*? Katy
- 2 Who asked Bo about Alice's costume? _____
- 3 Who did Bo ask for help? _____
- 4 Who will repair the scenery? _____
- 5 Who did Mrs Alhaddad ask to bring a piece of scenery from backstage? _____

4 **Values** Read and tick (✓). What does 'working together' mean to you?

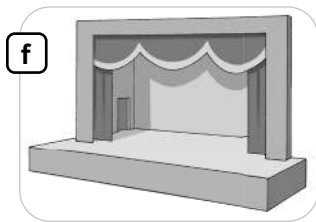
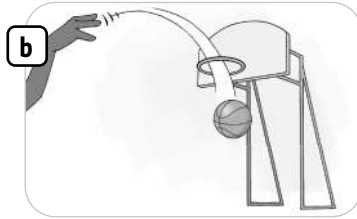

- 1 I decide what my group does.
- 2 I take turns with my classmates to talk.
- 3 I listen to my classmates' ideas.
- 4 We don't have to share our ideas.
- 5 We all do what we like.
- 6 We all make decisions together for our group.

Values
I work well together with my friends.

-
-
-
-
-
-



1 **What haven't they done?**
Listen and match.



- 1 Tareq's grandparents
- 2 Tareq's sister
- 3 Tareq's brother
- 4 Tareq's parents
- 5 Tareq

e



2 **Write the sentences.**

1 my friends / and I / not eat / junk food / for ages

My friends and I haven't eaten junk food for ages.

2 my parents / buy / rice / for dinner

3 Sana / write / an email / to her grandparents

4 the actor / not visit / this theatre / for many years

3 **Write one thing you've done at school today and one thing you haven't done for ages! In pairs, compare.**

I have _____.

I haven't _____.

1 Find and circle the words. Then complete. Which word is missing?

country music comic poem concert festival puppet show musical

What to do in
MAY

3rd 8:30 pm



1 concert

5th 11:00 am



2 _____

16th 5:30 pm



3 _____

18th 7:00 pm



4 _____

19th 6:00 pm



5 _____

26th 9:00 pm



6 _____

31st 11:00 am



7 _____

I'm learning

Look at festival or theatre programmes on the Internet. It's a fun way to learn or revise vocabulary.

2 Complete the questions. Look and write the answers.

	read a poem to an audience	be the director of a musical	make a puppet for a puppet show	read a comic
Reem	✓	✗	✗	✓
Abbas	✓	✗	✓	✗

- 1 Has Reem ever read a comic? Yes, she has.
- 2 _____ Reem and Abbas ever _____
the directors of a musical? _____
- 3 _____ Abbas ever _____ a comic? _____
- 4 _____ Reem and Abbas ever _____
a poem to an audience? _____
- 5 _____ Reem ever _____ a puppet for
a puppet show? _____



1 Complete the second sentence in each pair so that it means the same as the first sentence.

as well as longest-running visitors areas

- 1 Every year, many people visit Broadway to see a show. There are many visitors to Broadway every year.
- 2 I've seen a show which has been on for a long time. I've seen one of the _____ shows.
- 3 The city has different places where you can watch a musical. There are different _____ in the city to watch a musical.
- 4 You can see musical concerts and also festivals at the Roman Theatre in Jordan. You can see musical concerts _____ festivals.



2 **After you read** Complete the sentences. Use 1, 2 or 3 words.

- 1 Broadway is in the centre of New York.
- 2 Visitors can see a Broadway show in _____ 40 theatres.
- 3 The Roman Theatre was _____ in 1957.
- 4 The Roman Theatre was built over _____.
- 5 Children take workshops and _____ at the Haya Cultural Centre.

3  **Make a fact file.**

- In groups, choose a theatre in your country.
- Complete the information in the fact file.
- Display the fact files in class.

Curtain up!

Name of theatre: _____

Where: _____

Opened in: _____

Types of shows: _____

What's on now: _____

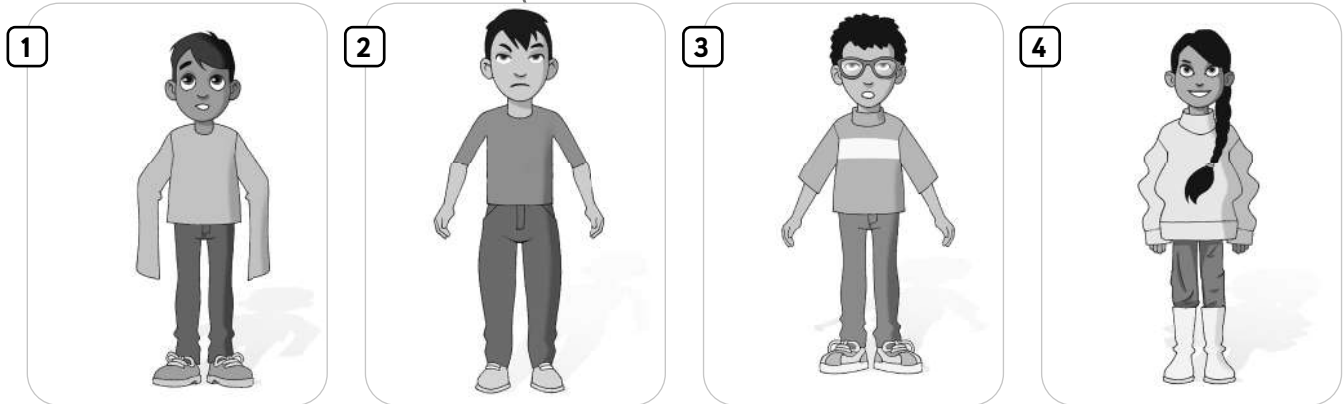
1 Match the words and the pictures.

not big enough

too long

too big

not long enough



2 Look at the picture and complete the sentences with two answers from Activity 1. Then order the sentences to make a conversation. Listen and check.



- OK, that's better.
- 1 I'm a turtle in the school play. Do you like my costume?
- And your trousers are (1) _____.
- Try these trousers on.
- You look great now!
- You're right. The shell is better now.
- I like the colour, but the shell is (2) _____.
- Let's cut it a bit. Try it on now.



Pronunciation

3 Look and write. Listen and check. Say a sentence for each word.



hopeful cheerful care
thank playful forget

Verb	Adjective
<i>cheer</i>	
	<i>thankful</i>
<i>hope</i>	
	<i>careful</i>
<i>play</i>	
	<i>forgetful</i>

Reading

1 **After you read** Look at the pictures and write. What has happened?

~~stick~~ riding searching running chasing wolf dropped

Scene 1



Scene 2



In Scene 1, the old lady has got a (1) stick in her hand and is (2) _____ the (3) _____ which is (4) _____ away.

In Scene 2, the wolf is (5) _____ away on a bike! The girl is (6) _____ for the footprints and the pearls the wolf has (7) _____!

2 **Read and write True or False.**


- 1 Yousuf is carrying a big bag. False
- 2 Yousuf gives his stick to the old lady. _____
- 3 Yousuf helps the girl to buy a necklace. _____
- 4 Uncle Imad is waiting for Yousuf at home. _____
- 5 The wolf is chasing the old lady. _____
- 6 Yousuf runs away from the wolf. _____

3 **In groups, act out the play from Pupil's Book page 40. Choose the director, the narrator and the characters.**

Writing

tip Writing

Stage directions tell us what the characters are doing. We write stage directions in brackets.

1  Match the lines in plays with the stage directions.

1 **Adel:** Here it is! This is my granny's house!

2 **Samar:** I know! I'll write a letter!

3 **Farid:** Oh, no! I'm late again!

4 **Amal:** I've got a terrible headache!

a (She puts her hands on her head and closes her eyes.)

b (He runs out of the door quickly.)

c (She sits at a table and takes a pen and a piece of paper.)

d (He walks to the door and knocks on it.)

2 Write your ending to the play on Pupil's Book page 40.

1 **Plan** 

Read and answer. Make notes.

What happens after Yousuf gets the scooter? _____

Which characters are in the scene? _____

What happens at the end? _____

2 **Write** 

Use your notes and write.

Scene 4: On the road

_____ :

_____ :

_____ :

_____ :

3 **Check your work** ✓

8

Let's get creative!

Vocabulary

- 1  Look at Pupil's Book page 42. Use the words in the box to write sentences about the picture.

chocolate glass of milk ~~tablet~~ oranges

1 Katy is using a tablet.

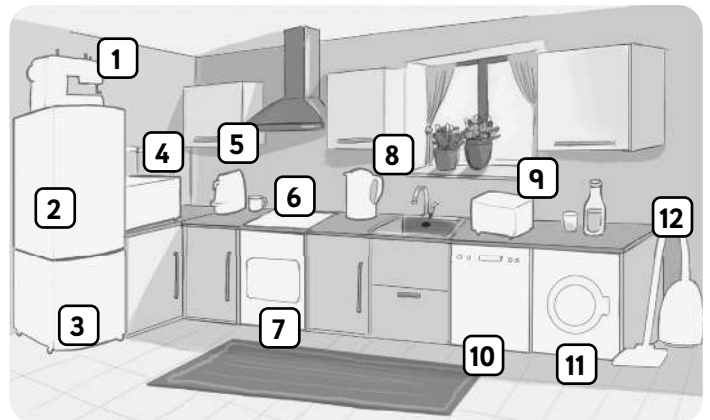
3 _____

2 _____

4 _____

- 2 Look and match.

cooker	<input type="checkbox"/>	microwave	<input type="checkbox"/>
oven	<input type="checkbox"/>	dishwasher	<input type="checkbox"/>
toaster	<input type="checkbox"/>	washing machine	<input type="checkbox"/>
fridge	<input type="checkbox"/>	coffee machine	<input type="checkbox"/>
freezer	<input type="checkbox"/>	vacuum cleaner	<input type="checkbox"/>
kettle	<input type="checkbox"/>	sewing machine	<input type="checkbox"/>



I'm learning

Use photos from brochures to learn new vocabulary. Cut and paste pictures of objects and create your own collage. Label each picture. Make a collage of a kitchen, a house or a room.

- 3 Circle the odd one out. Write why.

1 cooker sewing machine oven


You can't use a sewing machine to cook.

2 vacuum cleaner kettle coffee machine

3 washing machine dishwasher toaster

1 After you read Look and order.

A big mess



2 Complete the sentences. Then match them with the pictures in Activity 1.

~~paper cases~~ chocolates decorations microwave jug

- The children pour the chocolate into 12 paper cases.
- The chocolate has melted in the _____.
- The _____ falls on top of the _____.
- The children put sugar _____ on the chocolates.

d

3 Circle the correct option.

- The children are making chocolates for Grandpa / Granny.
- Katy / Millie has made a box for the chocolates.
- Katy / Hamed has never made chocolates before.
- Katy has used silver and gold / paper to decorate the box.

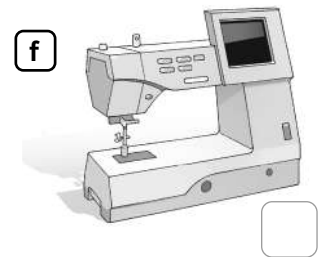



4 Values Read and tick (✓). Who's being kind?

- Don't you know how to make a cake? It's very easy!
- Don't worry. I can show you the recipe.
- I'm very busy. You'll have to do it on your own.
- I'm busy now, but I can help you later.
- What have you done to the cake? It's your fault!
- It's a bit of a mess. But don't worry. Let's find a solution!

Values
 I am kind to people.



1 ^{8.5} Listen, match and tick (✓) or cross (X).



2 Look at Activity 1. Write questions and answers.

use a sewing machine see a whale write a poem
~~use a vacuum cleaner~~ bake a cake

- 1 Has Lama ever used a vacuum cleaner ? No, she hasn't .
- 2 Has Amer ever _____ ? _____, he _____ .
- 3 _____ Sana ever _____ ? _____, she _____ .
- 4 Has Samia _____ ? _____
- 5 _____

3 In pairs, ask and answer. Use the words in the box.


visit a space station send an email use a dishwasher
 see a musical go to Australia

Have you ever visited a space station?

No, I haven't!

1 Look and complete.

plastic ~~cotton~~ gold metal paper leather rubber silver



1

cotton



2

3



4



5



6

7



8



2 Use the materials in Activity 1 to complete the table.

Materials that come from ...		
rocks	plants	animals
	cotton	

3 Look at Activity 1 and write questions and answers.

shorts lamp chair boots bag medal

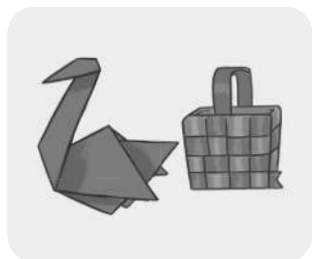
- 1 *What are the shorts made of? They're made of cotton.*
- 2 _____
- 3 _____
- 4 _____
- 5 _____
- 6 _____

4 Look around the room. What are the things you can see made of?

My trousers are made of cotton. My shoes ... My pen ...



1 Look, read and write.



~~crafts~~



tent



pottery



rug

- 1 An activity in which you make things using your hands.
- 2 A small carpet that covers part of a floor.
- 3 A shelter made for camping.
- 4 Pots or dishes that are made of a material called clay and then baked in a special oven.

crafts

2 **After you read** Match the sentence halves.

- | | |
|-----------------------------|-----------------------------------|
| 1 Some rugs are made from | a same techniques from years ago. |
| 2 Today, older people teach | b to colour the rugs. |
| 3 Berries are used | c animal hair. |
| 4 Pottery is decorated | d with landscape images. |
| 5 People still use the | e younger people weaving. |

3 **Make a class 'Crafts exhibition'.**

- 1 Bring something you have made with your hands at home.
- 2 Label the object with your name, the material (or materials) it's made from and what it's used for.
- 3 Make a display of the objects. Invite students from other classes to visit the class crafts exhibition.

1 Replace the underlined words with the words in the box.

~~him~~ us them her it

- 1 Can you help Rakan? _____ *him* _____
- 2 We have bought mum and dad a new vacuum cleaner. _____
- 3 Turn the oven off, please. _____
- 4 Why don't you bake a cake with Omar and me? _____
- 5 Ask Hala how to use the microwave, please. _____

2  Match the sentence halves to make a conversation. Listen and check.



- | | | |
|--------------------------------------|--------------------------|---------------------|
| 1 Ramzi, can you ... | d | |
| 2 Sure, what's ... | <input type="checkbox"/> | a doesn't work. |
| 3 The new kettle ... | <input type="checkbox"/> | b Let's ask him. |
| 4 Look, here's Dad. ... | <input type="checkbox"/> | c Can you help me? |
| 5 Dad, this kettle doesn't work. ... | <input type="checkbox"/> | d help me? |
| 6 Oh, I see. You need to ... | <input type="checkbox"/> | e turn it on. Look! |
| 7 Thanks, ... | <input type="checkbox"/> | f Dad! |
| | <input type="checkbox"/> | g the problem? |



Pronunciation

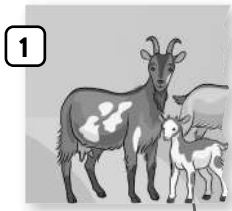
3  Listen and read. Circle the stressed parts of the words. Then practise saying the words with a partner.



- | | | |
|-------------|-----------|------------|
| 1 repeat | 4 believe | 7 laughing |
| 2 invite | 5 explain | 8 speaking |
| 3 pronounce | 6 collect | 9 boiling |

Reading

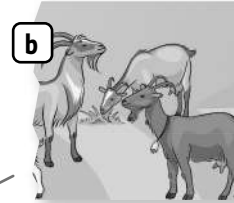
1 After you read Match the pictures and write the words.



go



far



ats



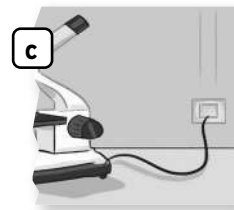
neer




micro



engi



scope



mer

1 goats


2 _____

3 _____

4 _____

2 Complete the sentences with 1, 2 or 3 words.

- 1 Percy Spencer cooked popcorn in the microwave for the first time.
- 2 People in the village in Ethiopia _____ from the fruit.
- 3 George de Mestral used a microscope to _____ some seeds.
- 4 George de Mestral discovered how the hooks from plants stuck to loops on _____.

3  Work in groups. Use the Internet to find out about ancient Arab inventions that are still used today. Draw or print pictures and write about the inventors. Make a class display and vote for the most amazing invention.

Writing

tip Writing

Exclamation marks (!) are used to show a strong feeling.

1  Listen and write an exclamation mark (!) or a full stop (.).

Wow, Mum This new microwave is cool

I like the colours

I hope it's easier to use than the other one we had

It took us ages to know how to heat a glass of milk

Let me see



2 Write a personal account about machines in your home.

1 Plan 

Read and answer. Make notes.

What machines have you got at home? _____

Which are the most useful? Why? _____

What's your favourite? Why? _____

2 Write 

Use your notes and write.

_____ by _____


At home, we've got _____

The most useful things are _____

My favourite thing is _____, because _____

3 Check your work 

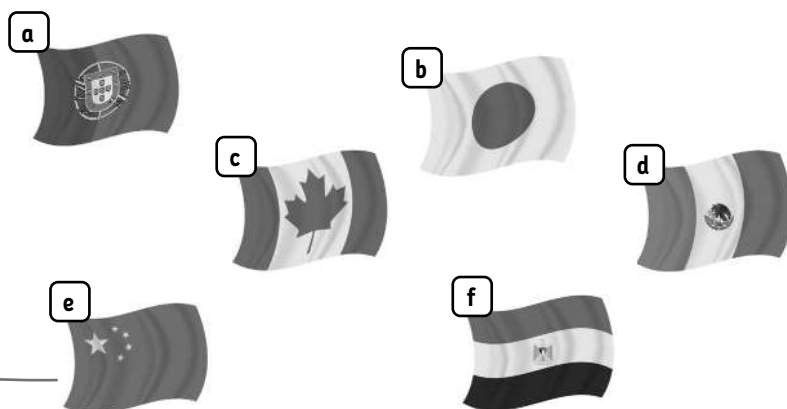
3  In groups, share your work. Who likes/doesn't like the same machines?



Language booster 4

1 Read and match.

- 1 China
- 2 Mexico
- 3 Portugal
- 4 Egypt
- 5 Canada
- 6 Japan



2 Look and write.

Argentina ~~Brazil~~ India Italy Jordan Morocco



Brazil



3 Reorder and write.

- 1 Where are you from? I'm from **oxiMec** Mexico.
- 2 Where is Yuki from? She's from **apJna** _____.
- 3 Where are they from? They're from **Etpgy** _____.
- 4 Where is Antonio from? He's from **ugPalrot** _____.
- 5 Where are you from? I'm from **Janord** _____.
- 6 Where is Charlie from? He's from **naCada** _____.

4 Order the words to complete the dialogue. Use the correct punctuation.

1 have you where been

Dalia: *Where have you been?* _____



2 portugal to i've been

Halima: _____

3 you go when did there

Dalia: _____



4 last year went there i

Halima: _____

5 Complete the sentences with 's been, 've been or went.

1 I'm Laila. I've been to Brazil. I went there two weeks ago.

2 Hani _____ to Egypt. He went there last week.


3 Huda's been to Italy. She _____ there in 2020.

4 We're Faten and Rana. We _____ to Japan. We went there six months ago.

5 Jamal _____ to Argentina. He went there in 2023.

6 They've been to Portugal. They _____ there three days ago.

6 ✨ Draw and colour a flag of a country you've been to. Then write where you've been and when you went there.



Youth Service Day

1 **After you read** Look and write.

old charity centre ~~young~~ volunteer community



1 Youth Service Day is a special day for young people.

2 There are a lot of _____ people in my _____.

3 So I decided to _____ and help them.

4 I visit a _____, a place that helps people.

2 **Complete the sentences.**

1 Carlos started visiting the charity centre last year.

2 He goes there _____ a week.

3 He _____ to people, _____ books to them and helps them _____ cards and letters to their family.

4 This year on Youth Service Day at school, he will tell students about _____.

3  **What other activities can you do to help in a charity centre?**

bring food, donate clothes, ...

4   **In groups, imagine you're volunteering in a charity centre twice a week. Make a schedule.**

Time	Day	Activity

World Heritage Day

1 **After you read** Read and match. Then match the sentences to the pictures.


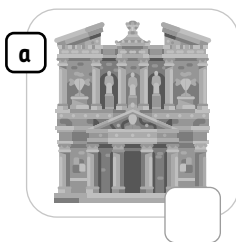
- 1 Collecting rubbish that other people have left outside.
- 2 The important buildings and traditions that a country has.
- 3 When we say 'thank you' to someone.
- 4 A group of people living in the same place, village or town.

grateful

litter clean-up

community

heritage



2 Complete the sentences with the words in Activity 1.

- 1 Archaeological sites and monuments are part of our national heritage.
- 2 People from Sana's _____ did something on World Heritage Day.
- 3 They did a _____ at an archaeological site near their town.
- 4 Sana says World Heritage Day is a time to feel _____ for Jordan's monuments and sites.

3 In groups, think of activities you can do for World Heritage Day at home.

I can visit local museums with my family.

4 In groups, make posters for World Heritage Day. Include a poem. Display them in class.

Communication activities

Unit


5

Pupil A

An hour ago a tiger escaped from the zoo! Ask and answer to find out what the other animals were doing at that time.



polar bear



parrots



koala



gorillas



What was the polar bear doing when the tiger escaped?

It was swimming in the pool.

Unit

6

Pupil A

Muna is behaving differently. Her little brother doesn't understand. Can you explain to him why Muna is doing these things?

What Muna did	go to the park yesterday	go to the greengrocer's	take a big bag to school yesterday	go to the sports shop	go to the sports centre	go for a walk
Why Muna did it	<i>go running</i>		<i>carry her art project</i>		<i>play tennis</i>	

Why did Muna go to the greengrocer's?

She went to the greengrocer's to buy fruit and vegetables.

**Laith and Rola are twins, but they've done very different things!
Find out what they've done.**

	Laith	Rola	me
write a comic		✓	
be in the cast of a musical		✓	
go to a festival		X	
write a poem		✓	
see a concert		X	
paint scenery for a play		✓	
go to a puppet show		X	
read a 400-page book		✓	

Has Laith ever written a comic?

No, he hasn't.

**Have you ever done any of these things? Which ones?
Tick (✓) or cross (X).**

**Ask and answer to find out what Husam and Asma have
or haven't done.**

	Husam	Asma
use a dishwasher		✓
make chocolates		X
clean the fridge		✓
use a vacuum cleaner		X
bake a cake in the oven		✓
make clothes with a sewing machine		X

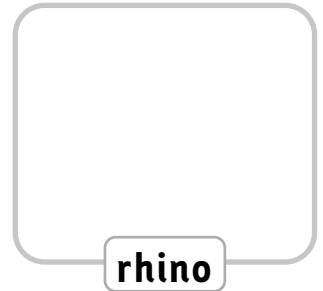



Has Husam ever used a dishwasher?

No, he hasn't. He's never used a dishwasher.

Unit **5**

Pupil B

An hour ago a tiger escaped from the zoo! Ask and answer to find out what the other animals were doing at that time.



What was the camel doing when the tiger escaped?

It was eating grass.

Unit **6**

Pupil B

Muna is behaving differently. Her little brother doesn't understand. Can you explain to him why Muna is doing these things?

What Muna did	go to the park yesterday	go to the greengrocer's	take a big bag to school yesterday	go to the sports shop	go to the sports centre	go for a walk
Why Muna did it		buy fruit and vegetables		buy new trainers		relax

Why did Muna go to the park yesterday?

She went to the park to go running.

**Laith and Rola are twins, but they've done very different things!
Find out what they've done.**

	Laith	Rola	me
write a comic	X		
be in the cast of a musical	✓		
go to a festival	✓		
write a poem	X		
see a concert	✓		
paint scenery for a play	X		
go to a puppet show	✓		
read a 400-page book	X		

Has Rola ever written a comic?

Yes, she has.

**Have you ever done any of these things? Which ones?
Tick (✓) or cross (X).**

**Ask and answer to find out what Husam and Asma have
or haven't done.**

	Husam	Asma
use a dishwasher	X	
make chocolates	✓	
clean the fridge	X	
use a vacuum cleaner	✓	
bake a cake in the oven	✓	
make clothes with a sewing machine	X	

Has Asma ever used a dishwasher?

Yes, she has.

Irregular verbs

Infinitive	Past simple	Past participle
be	was/were	been
buy	bought	bought
do	did	done
drink	drank	drunk
drive	drove	driven
eat	ate	eaten
find	found	found
get	got	got
give	gave	given
go	went	gone/been
have	had	had
hold	held	held
keep	kept	kept
know	knew	known
lose	lost	lost
make	made	made
put	put	put
ride	rode	ridden
run	ran	run
see	saw	seen
sell	sold	sold
send	sent	sent
sing	sang	sung
sleep	slept	slept
stand	stood	stood
take	took	taken
tell	told	told
throw	threw	thrown
wear	wore	worn
win	won	won
write	wrote	written

Say it!

Unit 5

Remember to change the cat's food and water every day.

Don't forget to clean the bowls every day.

I promise to look after my cat!

Unit 7

I'm a lion in the school play.

The trousers are too long.

The T-shirt is too small.

Try on this T-shirt.

Unit 6

What's the matter?

I'm feeling sick.

My neck hurts.

Where does it hurt?

I'll take your temperature.

When did you start feeling sick?

You shouldn't go to school. You should rest.



Unit 8

Can you help me/us?

It doesn't work.

Let's ask him.

You need to turn it on.



Welcome

- bake** (verb) – to cook food in an oven
- ball** (noun) – a round object that you throw, hit or kick in sports or games
- cake** (noun) – a sweet food made from flour, eggs, butter and sugar that is baked in an oven
- call** (verb) – to phone someone on a telephone or mobile phone
- computer** (noun) – an electronic machine that can organise and find information
- do experiments** (verb) – a scientific test that you do to learn something
- email** (noun) – sending messages using the Internet
- fix** (verb) – to repair or correct something
- juggle** (verb) – to throw three or more balls in the air and catch and throw them again
- make** (verb) – to create something
- pizza** (noun) – a food made from flat round bread with food on top that is cooked in an oven
- smartwatch** (noun) – a watch that has the features of a computer
- study** (verb) – to learn about a subject
- telephone** (noun) – a device used for talking to somebody over long distances
- throw** (verb) – to send something from your hand through the air
- toy** (noun) – an object that children play with

Unit 5

- agree** (verb) – to have the same opinion as someone else
- appear** (verb) – to start to be seen
- camel** (noun) – a desert animal with a long neck and one or two humps on its back
- connect** (verb) – to join together two or more things
- disagree** (verb) – to have a different opinion
- disappear** (verb) – to become impossible to see
- disconnect** (verb) – to separate two things that are connected
- dislike** (verb) – to not like
- dolphin** (noun) – a grey sea animal that looks like a large fish with a pointed mouth
- gorilla** (noun) – a big, black hairy animal; looks like a very large monkey
- jellyfish** (noun) – a sea creature with a soft body and tentacles that can sting you
- koala** (noun) – an Australian animal with grey fur that lives in trees and eats leaves
- like** (verb) – to enjoy someone or something
- lion** (noun) – a large, wild cat that has light brown fur
- lobster** (noun) – a sea animal that has two claws and eight legs; turns red when cooked
- octopus** (noun) – a sea animal with a soft round body and eight arms
- oyster** (noun) – a sea animal that lives in a flat shell; some make jewels called pearls
- panda** (noun) – a large black and white animal that lives in China and looks like a bear
- parrot** (noun) – a tropical bird with bright feathers

polar bear (noun) – a white bear that lives in the North Pole

ray (noun) – a large, wide, flat fish with a long tail that can sting you

rhino (noun) – a very big animal from Asia and Africa with grey, thick skin and one or two horns

seahorse (noun) – a small fish that has a head like a horse's

seal (noun) – a sea animal that eats fish and lives near coasts

shark (noun) – a large fish with sharp teeth and a fin on its back

squid (noun) – a sea animal with a long soft body, eight arms and two tentacles

turtle (noun) – a reptile with a hard shell that lives in the sea

whale (noun) – a very large animal that lives in the sea and looks like a very big fish

Unit 6

balanced diet (noun) – eating foods in the right amounts to become and stay healthy

cold (noun) – an illness that makes you sneeze and your nose run

cough (noun) – to make air come out of your throat with a short sound when you have a cold

dizzy (noun) – feeling like everything is turning around you and that you can't stand up

earache (noun) – a pain in the ear

eat (verb) – to put food in your mouth

exercise (verb) – an activity that you do to stay healthy or get fit

headache (noun) – a pain in the head

healthy (adjective) – in good health

high (adjective) – bigger than normal

irregular (adjective) – not having a normal pattern or shape

irresistible (adjective) – something very strong that can't be stopped or resisted

irresponsible (adjective) – a person who doesn't think about what they do

junk food (noun) – food that is quick and easy to make; is bad for your health

rash (noun) – an area of red on a person's skin because of an illness or bad reaction

regular (adjective) – following a pattern

relax (verb) – to rest by doing something that you enjoy

resistible (adjective) – not pleasant and easy to refuse or avoid

responsible (adjective) – doing things carefully and correctly

runny nose (noun) – when your nose makes a lot of liquid, usually when you have a cold

sick (adjective) – ill

sore throat (noun) – a pain in the throat

stomach ache (noun) – a pain in the stomach

temperature (noun) – how hot somebody's body is

toothache (noun) – a pain in the tooth or teeth

unfit (adjective) – not healthy because of not doing exercise

unhealthy (adjective) – not healthy

Bo's Learning Club 3

background (noun) – the parts in the back of a picture that are not the main things you look at

bus station (noun) – a place where a bus starts or ends its journey

cave (noun) – a large hole in a cliff, mountain or under the ground

cityscape (noun) – a view of the city

countryside (noun) – land that isn't in towns or cities; it's used for farming or left in its natural condition

desert (noun) – an area covered with sand or ice where it doesn't rain and there aren't many plants

field (noun) – a piece of land for growing crops or keeping animals in

foreground (noun) – the objects in a picture or photo that look nearer to you

jungle (noun) – a tropical forest where trees and plants grow close together

landscape (noun) – a painting of the countryside

seascape (noun) – a view of the sea

stream (noun) – a small river

theatre (noun) – a building with a stage where people watch plays

unbalanced (adjective) – not balanced

zoo (noun) – a place where wild animals are kept and people come to look at them

Unit 7

act (verb) – to perform in a play or film

audience (noun) – people who watch or listen to a play or concert

backstage (noun) – the part of a theatre where actors and artists get ready

careful (adjective) – thinking about what you are doing so that you don't hurt yourself

cast (noun) – the people who act in a play or film

cheer (verb) – to shout loudly to show support

cheerful (adjective) – happy

classical music (noun) – serious, old music written by, for example, Mozart or Beethoven

comic (noun) – a magazine, usually for children, that tells stories in pictures

concert (noun) – a public performance of music

costumes (noun) – the clothes that actors wear in a play or film

country music (noun) – a type of music that is popular in the USA

curtain (noun) – a piece of thick, heavy material that is at the front of the stage in a theatre

director (noun) – the person in charge of a film or play who tells the actors what to do

fearful (adjective) – scared

festival (noun) – performances of music, plays, films, etc., that happen in the same place

forgetful (adjective) – forgetting things

hopeful (adjective) – thinking that something you want will happen

lighting (noun) – the arrangement or type of light in a place

musical (noun) – play or film where the story is told with songs and dancing

peaceful (adjective) – quiet and calm

playful (adjective) – wanting to play; fun

poem (noun) – a piece of writing that has short lines and uses words that sound the same

props (noun) – objects used in a film or play

puppet (noun) – a toy that looks like a person or animal that you can move with strings or your hand

show (noun) – television, radio programme or theatre performance

scenery (noun) – the pictures of buildings, etc., used on a theatre stage

stage (noun) – the area in a theatre where actors perform

thankful (adjective) – pleased about something

Unit 8

begin (verb) – to start

coffee machine (noun) – a machine that makes coffee

contain (verb) – if something contains something, it has that thing inside it or as part of it

cooker (noun) – machine for cooking food that has an oven and gas or electric rings on top

cotton (noun) – a plant that has soft white hairs which people use to make material

decide (verb) – to think about the different possibilities and choose one

dishwasher (noun) – a machine that washes plates, cups, etc.

enjoy (verb) – to get pleasure from something

entertain (verb) – to make people laugh to please them

freezer (noun) – a machine which you can put food in so it lasts longer

fridge (noun) – a machine that keeps food cold

gold (noun) – a shiny, yellow metal used to make coins and jewellery

kettle (noun) – a machine that heats up water

leather (noun) – the skin of animals used to make shoes and bags

metal (noun) – a hard material like iron or gold; heat and electricity can travel through it

microwave (noun) – an oven that uses waves of energy to cook or heat food

oven (noun) – a piece of equipment used in the kitchen to bake and to cook

paper (noun) – a thin, flat material you write on

plastic (noun) – a light material that can be made into different shapes when it is soft

recommend (verb) – to say that someone or something is good

rubber (noun) – a material that comes from a tree; it's used to make tyres and boots

seeing (verb) – to see with your eyes

sewing (noun) – putting pieces of cloth together with a needle and thread

silver (noun) – a shiny grey metal used to make coins and jewellery

toaster (noun) – a machine that heats bread so that it becomes hot and brown

understand (verb) – to know the meaning of something; to know how something works

vacuum cleaner (noun) – a machine that cleans floors

washing machine (noun) – a machine that washes clothes

watching (verb) – to look at something

Bo's Learning Club 4

Africa (noun) – one of the seven continents on Earth

Antarctica (noun) – one of the seven continents on Earth

Argentina (noun) – a country in South America

arid (adjective) – very dry

Asia (noun) – one of the seven continents on Earth

Australia (noun) – one of the seven continents on Earth; also a country

Brazil (noun) – a country in South America

Canada (noun) – a country in North America

China (noun) – a country in East Asia

climate (noun) – the weather in an area

Egypt (noun) – a country in North Africa

Europe (noun) – one of the seven continents on Earth

India (noun) – a country in South Asia

Italy (noun) – a country in southern Europe

Japan (noun) – a country in East Asia

Jordan (noun) – a country in western Asia

Mexico (noun) – a country in southern North America

Morocco (noun) – a country in North Africa

North America (noun) – one of the seven continents on Earth

polar (adjective) – near to the North or South Pole

Portugal (noun) – a country in western Europe

South America (noun) – one of the seven continents on Earth

temperate (adjective) – weather that is not very hot or cold

tropical (adjective) – from the hotter and wetter parts of the world

Image Credit(s):

Shutterstock.com: 4kclips 28, Adam Radosavljevic 5, AFANASEV IVAN 5, Alexey Boldin 5, aliaksei kruhlenia 43, Art Alex 5, ArtHub02 5, Axel Bueckert 5, Bangkok Click Studio 34, Cliff Day 3, Elena Terletsкая 5, Gino Santa Maria 4, Hampus design 40, Illusart 43, irin-k 3, Jihan Nafiaa Zahri 5, Leonid Andronov 28, LightField Studios 34, LUIS PADILLA-Fotografia 11, Mukul Pradhan 4, NatalieOlicana 4, Nesterova 43, New Africa 3, Oleksiy Mark 5, one photo 4, PeopleImages.com - Yuri A 34, poltu shyamal 34, Preto Perola 4, Prostock-studio 4, 5, Ricardo Canino 3, Roman Samborskyi 5, 41, Roquillo Tebar 5, S.Dashkevych 5, Stari Vrac 5, SYED IBAD RM 3, Tamara Kulikova 4, tawanroong 4, The img 5, Victor Moussa 3, vladwel 5, Voin_Sveta 5, Zevector 43, Zurijeta 34

Illustrated by Albertoyos, Eva Morales, José Rubio, Laura Estrada, Luis Tobalina, Pablo Velarde, José Luis Ágreda (stories), Christos Skaltsas (Hyphen) and Zacharias Papadopoulos (Hyphen)

Cover Image: Pablo Velarde and José Luis Ágreda, Alpineguide

