

4A

Second Edition



Ministry of Education
Sultanate of Oman

Skills Book




THE ENGLISH LANGUAGE COURSE FOR THE
SULTANATE OF OMAN

Skills Book

Grade 4A

Basic Education
Revised Edition



This book has been written, developed and produced
by the

Directorate General of Curriculum Development

All Rights Reserved.
The Ministry of Education

2014–2015
MINISTRY OF EDUCATION
SULTANATE OF OMAN



H.M. Sultan Qaboos Bin Said

Dear Children,

Welcome to Grade 4A of your English course.

We hope you will enjoy learning English this semester.

Your textbooks are important. Please look after your Class Book and your Skills Book and please show them to your family every week.

Please talk to your teachers if you have a problem and they will be happy to help you.

We wish you happiness and success.

Have a great semester.

Madiha Bint Ahmed Al Shaibaniya
Minister of Education

Dear Children,

We hope you enjoy learning English this semester.

We have put lots of activities in your Class Book and Skills Book to help you listen, speak, read and write in English. Some of the activities are games, songs, stories and puzzles because we want you to have fun when you learn English.

Your Class Book will introduce the topics you will be learning this semester. It has got lots of colourful pictures and lots of speaking and listening activities. At the back of your Class Book, you can find some cut-out pages. You will use these pages to make masks, fact cards, a book, story cards and activity cards.

At the back of your Skills Book, there is space where you can write information about the books you read this semester. There is also a dictionary page where you can record new words that you learn. There are spelling pages and a writing page where you can write notes, play games or learn your spellings. At the end of the book, there is a certificate to help you think about all the English you learn this semester. Finally, don't forget to show the letter at the back of your book to your mum and dad.

We hope you have a great time learning English this semester and that you start using English in and out of the classroom.

The Writers.



My name is _____

My teacher's name is _____


I'm in Class _____



UNIT 1

1 Write about the picture.

What can't they do?



sing

cycle

fly

drink

draw

Mazin can't sing.

.....

.....

.....

2 Write the words in alphabetical order.



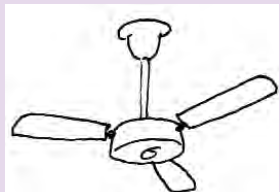
scissors



table



bin



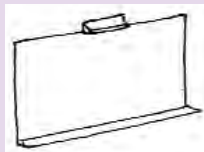
fan




chair



glue



whiteboard



pencil

- 1
- 2
- 3
- 4
- 5
- 6
- 7
- 8

1 Write the sentences again with an apostrophe.



I am brushing my teeth.

.....



He is praying.

.....



They are playing volleyball.

.....

2 Sort the oo sounds.

cook

food

look

balloon

moon

took

| spoon | book |
|-------|-------|
| | |
| | |
| | |

1



Explore! Read the sentences.

How do we talk about what people are doing?

I am wearing a t-shirt and jeans.

I am standing on a ball.

I am holding ten plates.

I am feeding fish to the penguins.



He is standing on a ball.



2 Add ing to the verbs and write about the pictures.

play


wear

eat

sleep

fish

talk



1.
2.
3.
4.
5.
6.

Write the adjectives.

boring

interesting


easy

difficult

fun



This is
Finished!



I want to sleep.
This is



I like games.
They are

This book is about animals.
It's very

It's very
I can't do it!



1



Explore!

Look at the table.

| | | | | |
|--------|---------|---------|--------|---------|
| make | write | smile | move | dance |
| making | writing | smiling | moving | dancing |

What happens when we add **ing** to verbs ending with **e**?

2

Choose the verb and write a sentence.

make

write

dance



.....

write

dance

make



.....

write

smile

move



.....

Homework

1 Write the names in alphabetical order.

Fatma

Yusef

Mohammed

Tariq

Shaima

Nasser

Alia

Reem

Zaki

Waffa

1

.....

2

.....

3

.....

4

.....

5

.....

6

.....

7

.....

8

.....

9

.....

10

.....

2 Write sentences. What are they doing?



cycle

.....

.....



eat



smile

.....

.....



sing

UNIT 2



1

Explore! Read and sort the words.

circle can clock cat face ice
dance cycle cup colour pencil clown

| | | | | | | |
|---------|--|--|--|--|--|--|
| s sound | | | | | | |
|---------|--|--|--|--|--|--|

| | | | | | | |
|---------|--|--|--|--|--|--|
| k sound | | | | | | |
|---------|--|--|--|--|--|--|

When does **c** make an **s** sound?

2 Choose two words and write them in sentences.

1.
2.

3 Write some sentences about your family.

| | | | | |
|-----------|--|---------|---------------|----------------------------------|
| I like my | brother sister aunt uncle cousin | because | he's she's | kind happy clever funny |
|-----------|--|---------|---------------|----------------------------------|

1. I like my brother because he's clever.
2.
3.
4.
5.

1 Read the poem.



2 Write the Opposite words.

thin

long

curly

small



high

new

1




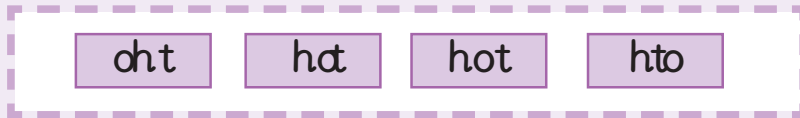
Explore!



o h h h h h t h ht hho thoth


2

Write sentences.



1.


2.



3.

4.

1 Write a paragraph about a person in your family.

A large rectangular area with horizontal lines, intended for writing a paragraph about a person in the student's family.

2 Draw and colour.

A large rectangular area outlined with a dashed line, intended for drawing and coloring.

1



Explore! Look at the tables.



| consonant + y | | vowel + y | |
|---------------|----------|-----------|---------|
| singular | plural | singular | plural |
| story | stories | monkey | monkeys |
| party | parties | key | keys |
| family | families | eye | eyes |

When do we change **y** to **ies**?

2 Write the plural words.

donkey


strawberry

baby

toy

boy

butterfly



The _____ are eating _____


The _____ like their _____



The _____ are watching the _____

Homework

1 Write the family members.



2 Complete the description with nouns.



a a a a a a
a a a a a
a a a a
a a a a

3 Complete the description with adjectives.

i a a _____ a r a r h
h a a _____ ai a r a
_____ a i a h a a
_____ a r i h



4 Tell your family what these words mean.

ari h

hi ra

ahri

arhi

hra i

ai ah

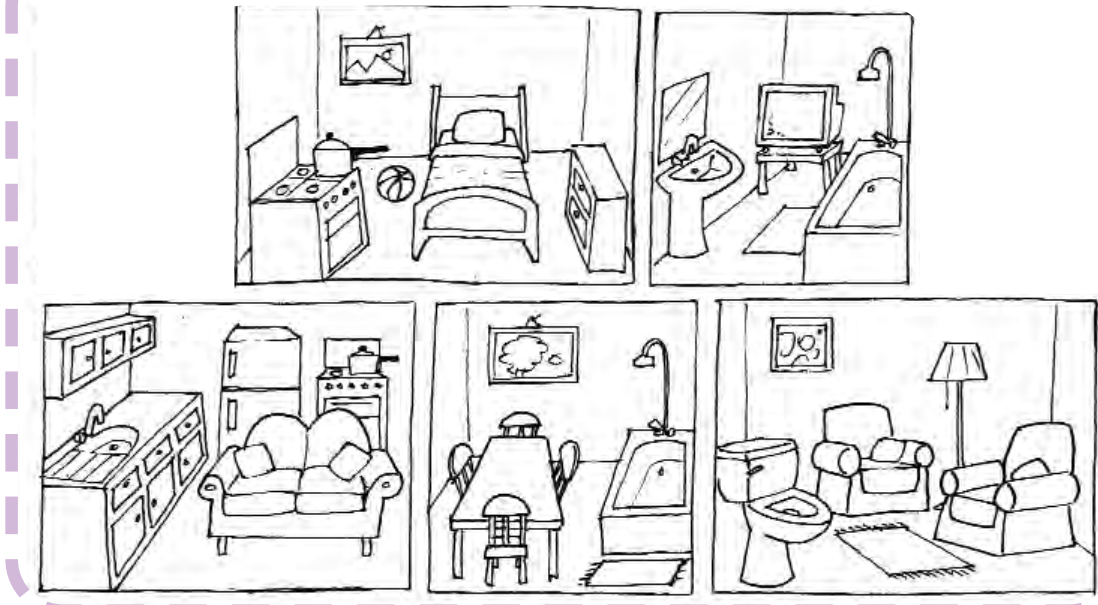
hair

hi ra

hair

1 Write about the house.

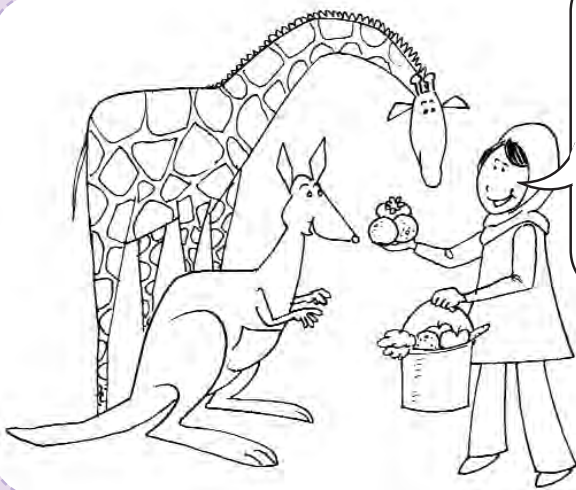
What's wrong?



Sofas don't go in the kitchen.

| | |
|-------|-------|
| | |
| | |

2 Find and sort the g words.



Yesterday, the zookeeper didn't close the zoo gates. Now, there is a large giraffe and a big kangaroo in my garden. They like grass, oranges and vegetables, but they don't like meat and rice. They aren't dangerous, but I hope the zookeeper comes soon!

| g sound | j sound |
|---------|---------|
| _____ | _____ |
| _____ | _____ |
| _____ | _____ |
| _____ | _____ |

1



Explore! Look at the verbs. When do we add s?

I eat eggs for breakfast.

We eat eggs for breakfast.

He eats eggs for breakfast.

They eat eggs for breakfast.

It eats eggs for breakfast.

2

Write the verbs.

iron

pray

play

sweep

She _____ five times a day.

I _____ the floor every day.



On Friday, we _____ in the park.

Biff _____ his clothes on Friday.



Explore!

When do we add **ves** to words?



2 Write the plural words.

knife

leaf

scarf

shelf



On Thursday my robot always sweeps the _____ and washes my _____. It puts _____ and forks in the cupboard and it cleans the _____. It's a busy robot!



1 Write.

First




clean

windows

Blank writing area with a dashed line for handwriting practice.

Next



hoover

sofa

Blank writing area with a dashed line for handwriting practice.

Then



sweep

floor

Blank writing area with a dashed line for handwriting practice.

Finally



wash

floor

Blank writing area with a dashed line for handwriting practice.

Homework

1 Find 7 objects.

| | | | | | | | |
|---|---|---|---|---|---|---|---|
| o | t | e | a | l | a | m | p |
| s | o | f | a | m | k | f | e |
| h | i | l | b | e | d | r | s |
| o | l | o | a | f | t | i | w |
| s | e | o | t | e | n | d | e |
| e | t | p | h | r | u | g | p |
| c | o | o | k | e | r | e | r |

~~lamp~~

bed

bath

toilet

fridge

rug

cooker

sofa

2 Write the verbs.

walk

write

play

listen

She in her book every day.

I always to the radio at 7 o'clock.

They sometimes volleyball in the afternoon.

He usually to school on Sunday.

3 Write the steps.

How does Max get dressed for football?



First



puts on shorts

First, he puts on his shorts.

Then



puts on shirt

Next



puts on socks

Then



puts on boots

Finally



puts on gloves



Explore!

Read and say the words.



What sound does **tion** make?

2

Write the **tion** words.

descriptions

questions

instructions



What are you learning in English?

Every day the teacher asks us and we answer them. We read the for activities and we write of people, animals and houses.

3

Write sentences.



There is a farmer, but there isn't a

Write.



arrives

he

8 o'clock

at

He arrives at 8 o'clock.



on

he

bottles

shelves

the

puts

the

He puts



tins

sticks

prices

the

he

on



the

works

till

he

at



5 o'clock

he

at

home

goes

1 Do an interview.



- ① What is the name of your job?
- ② Where do you work?
- ③ What time do you start work?
- ④ What time do you finish work?
- ⑤ Do you work inside or outside?
- ⑥ Do you wear a uniform?
- ⑦ Do you like your job?..... Why?.....
- ⑧ What do you do in your job?
-
- ⑨ Other information.
-

2 Make a Jobs Book.

- 1 Write about a job in your family.
Use page 77 of your Classbook and your interview sheet.
- 2 Read and check your writing for spelling, capital letters and full stops.
- 3 Put your name at the bottom of the page.
- 4 Give your writing to your teacher. Your teacher will make it into a book.

1



Explore! Look at the verbs.

On Thursdays I always **clean** my room. I usually **play** football and I always **visit** grandma.




Yesterday, I **cleaned** my room at 10 o'clock. Then, I **played** football. At 5 o'clock, I **visited** grandma.



When do we add **ed** to verbs?

2 What work did they do yesterday?



- 1 Ahmed the rug.
- 2
- 3
- 4
- 5

Homework

1 Read and write the jobs.

1 I don't wear a uniform. I work outside in the garden. I water plants. I'm a

2 I am always working. I don't wear a uniform. I look after the family and our home. I'm a

3 I wear a uniform and I usually work in a clinic or a hospital. I help the doctor look after sick people. I'm a

4 I wear a uniform. Sometimes I work inside and sometimes I work outside. I keep people safe in their towns and villages and on the roads. I'm a

5 I sell food, boxes of soap, toothpaste, brushes and other things. I work inside and I don't usually wear a uniform. I'm a

6 I work outside. Sometimes I work at night. I don't have a uniform, but I've got a boat. I'm a

2 Write about what Kate did yesterday.

brush

teeth



At 7'o clock she

.....

play

tennis




.....

.....

watch

TV



.....

.....

UNIT 5

1




Explore!

Read and say these words.

comb

knife

two



What is special about the letters in the words?

2

Write the words.

write

wrong

climb

knee

thumb

- 1 It is in the middle of your leg.
- 2 You can do this with a pencil.
- 3 It is part of your hand.
- 4 You can do this up a tree.
- 5 It is not right.

3

Write about yourself.

I do a lot of things every day. I for hours.

sleep

go to school

watch television

do my homework

help my family

pray

1



Explore! Read the paragraph.

It is important to keep your teeth healthy. Brush your teeth after every meal. Use a good toothbrush and toothpaste. Drink lots of milk to make your teeth strong and healthy.

What makes a good paragraph?

2

Which paragraph is the teacher talking about?

a

It is important to eat lots of healthy food. People need to eat lots of fruit, vegetables, rice and bread. Don't eat lots of cakes because they are unhealthy.

b

Fruit, vegetables, rice and meat are healthy foods. Watching lots of TV isn't healthy. Televisions and cars cost a lot of money.

c

Don't eat sweets. Do eat fruit. Do drink milk. Don't eat cakes.




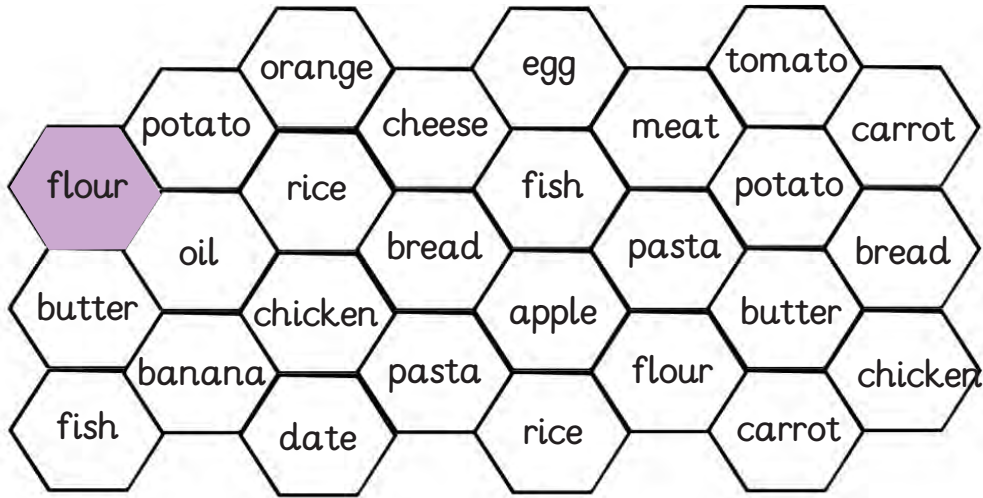
1 This is a bad paragraph because it hasn't got an introduction.

2 This is a bad paragraph because it is about different things.

3 This is a bad paragraph because the sentences are on different lines.

4 This is a good paragraph because it's got an introduction and it is about one thing.

1 Follow the carbohydrates. Help the bee find his friends.



2 Write a paragraph about Healthy Hakim.

He
Hakim

washes
has
brushes
doesn't eat

his teeth
a shower
lots of cake
his hands

every day
before eating
after eating

.....

.....

.....

.....

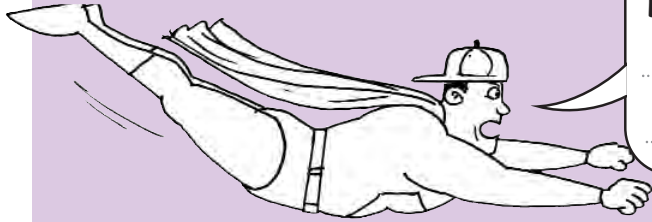
.....

.....



Write. What do you think Healthy Hakim is saying?

1



Don't

.....

.....



2



.....

.....

.....



3



.....

.....

.....



4



.....

.....

.....



My leaflet.



Homework

1 Read and write Do or Don't.

1 wash your hands before you eat.

2 eat with dirty hands.


3 go to bed late at night.

4 brush your teeth after you eat.

5 eat lots of sweets and biscuits.

6 watch a lot of TV every day.

2 Write sentences about Soot.



3

Read about the food. Who eats a balanced diet?



On Wednesday, Tom eats some pasta, some rice, some bread and some cheese.



On Wednesday, Bill eats some bread, some rice and some meat.



On Wednesday, Kate eats some bread and butter, an orange and some chicken.



On Wednesday, Sally eats some pasta, some bread, some cheese and two eggs.



eats a balanced diet.

4

Tell your family what these words mean in Arabic.

exercise

healthy

carbohydrates

leaflet

protein

before

paragraph

fats

after

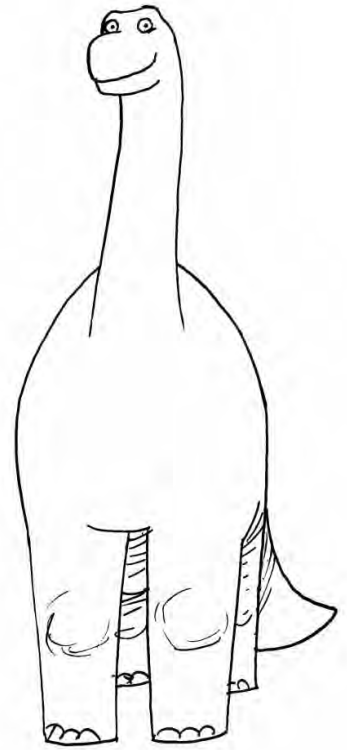
vitamins

UNIT 6

1 Read and answer the questions.

Dinosaurs

Dinosaurs were amazing animals. They lived on Earth millions of years ago. Some dinosaurs were huge and some were small. All dinosaurs had straight legs which started under their bodies. The biggest dinosaurs ate plants and they usually walked on four legs. Some dinosaurs ate meat. These dinosaurs usually had big teeth, sharp claws and they ran very fast on two legs.



1. Were all dinosaurs big?

2. Which picture shows a dinosaur?



3. What did the biggest dinosaurs usually eat?

4. What meat do you think dinosaurs ate?

2 Read and write the numbers.

one

ten

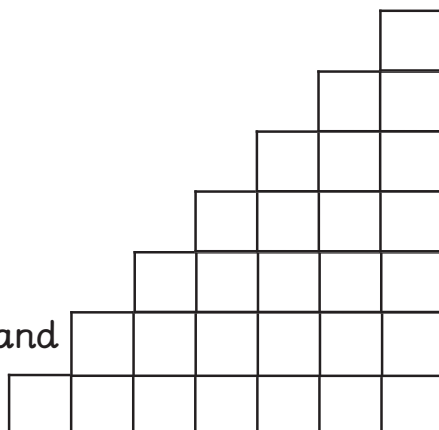
three hundred

nine thousand

ten thousand

four hundred thousand

eight million



3 Read the sentences.

The heaviest dinosaur weighed about 100,000 kilogrammes.

There were about 700,000 different types of dinosaur.

The first dinosaurs appeared about 230,000,000 years ago.

1



Explore!

Find the past tense verbs in activity 1 on page 37.


Write them in the table.

| End with ed | Don't end with ed |
|--------------------|--------------------------|
| | |
| | |
| | |
| | |

2


Use the verbs to write about the dinosaurs.

have




1. This dinosaur four legs.

eat




2.

run



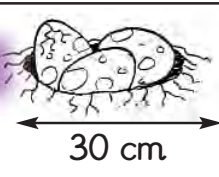
3.

is



4.

are



5.

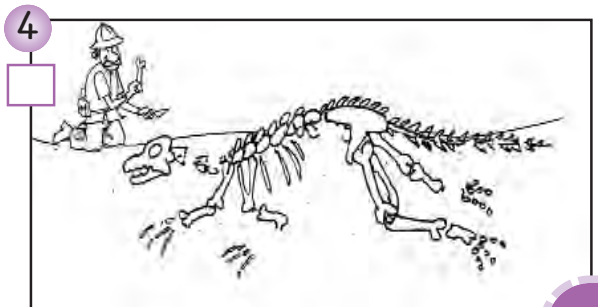
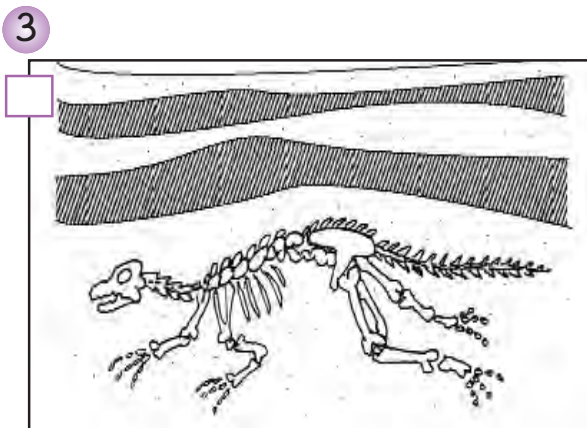
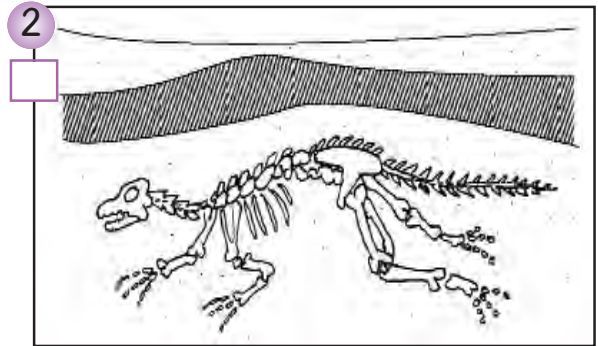

Match the text to the pictures.

a More mud covered the bones. The bones slowly changed into rock.

b The soft skin rotted away. Mud covered the dinosaur.

c Hot sun, wind and ice took away the rock. Millions of years later, a man picked up a dinosaur fossil.

d About 90 million years ago, a dinosaur died next to a river.



1 Play number bingo.

Grid A

| | |
|--|--|
| | |
| | |
| | |

Grid B

| | |
|--|--|
| | |
| | |
| | |

70,000

150,000

6,000

500

9,000,000

25,000

50,000

19,000

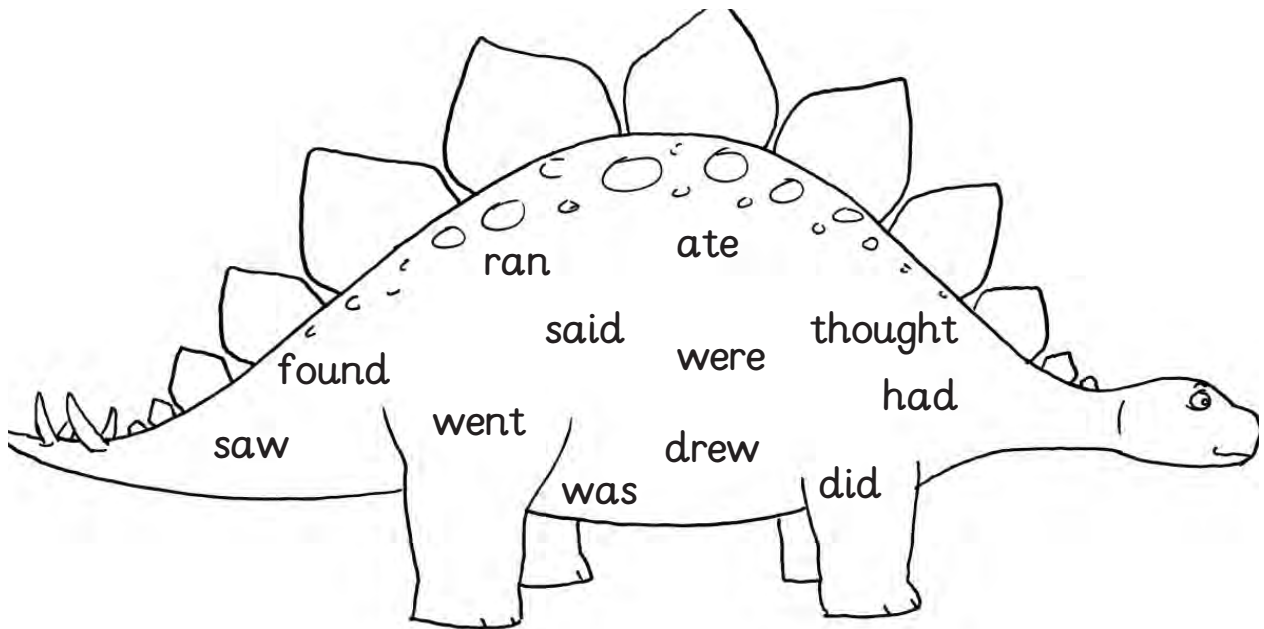
6,000,000

600

700,000

16,000

2 Write the past tense verbs.



run

think

say

go

see

find

is

have

eat

draw

are

do

1



Explore! Look at the words.

plastic

sick

kick

Arabic

pick

fantastic

brick

quick

comic

clinic

stick

thick

picnic

music

When do we use **ic** and **ick** at the end of words?

2

Read and write the words.

Start



ic

A place where doctors and nurses work.

ick

The opposite of slow.

ic

Balls and pens are made of this.

ick

To be ill or unhealthy.

ic

Something you listen to.

ick

You do this to a football.

ic

A language you speak.

ic

Something you can read.

ick

Dinosaur skin isn't thin, it's

ic

A meal you eat outside.

ick

A long piece of wood.



Finish!

I Compare the dinosaurs.



A



B

A large rectangular area with a light purple background and a solid purple border. It contains ten horizontal dotted lines for writing.

Write about an imaginary dinosaur.

Called:

Ate:

Lived:


Weight:

Height:

Length:

Compared to:

Looked like:



My Imaginary Dinosaur.

.....

.....

.....

.....

.....

.....

.....

.....

.....

.....

.....

Homework

1 Match the numbers.

500,000

5,000,000

515

5,050

55,000

fifty five thousand

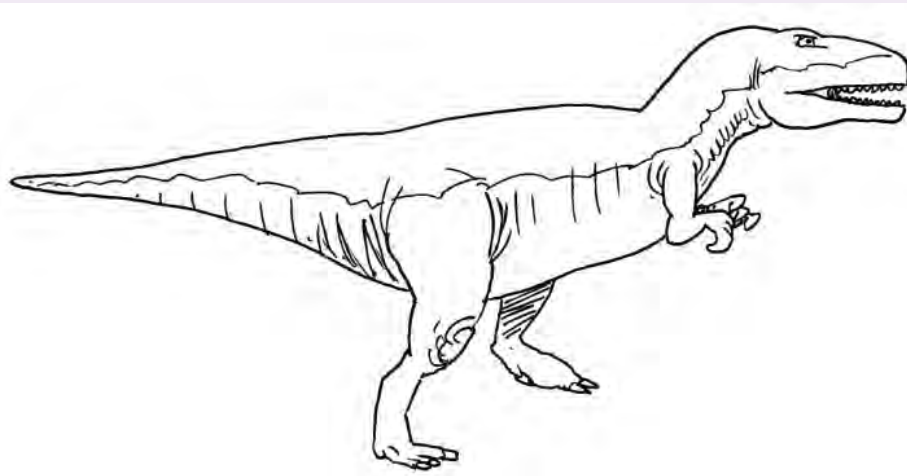
five hundred and fifteen

five hundred thousand

five thousand and fifty

five million

2 Write about the dinosaur.



| | |
|--------|-----------------------|
| Weight | 8,000kg |
| Height | 5m |
| Length | 13m |
| Lived | 100 million years ago |
| Food | meat |

.....

.....

.....

.....

.....

Put the stories in alphabetical order.



Stone Soup



Carl the Caterpillar



Three Billy Goats Gruff



Biff's Seed



Goldilocks and the Three Bears



Little Red Hen



Hare and Tortoise

- 1
- 2
- 3
- 4
- 5
- 6
- 7

Apostrophes

2 Write the sentences with apostrophes.



We have got a nice house.
.....



We are not scary bears.
.....

We do not like hot porridge.
.....

The 'ing' Game

Play the ing game. What are they doing?

Start



Rules

- Play in pairs. Take turns.
 - Use your own book.
 - Put your counter on Start.
 - Roll the dice.
 - When you land on a picture, say a sentence about what the people are doing.
 - A correct sentence means you finish your turn.
 - A wrong sentence means you miss a turn.
- The winner is the first person to get to Finish.

Finish

Descriptions

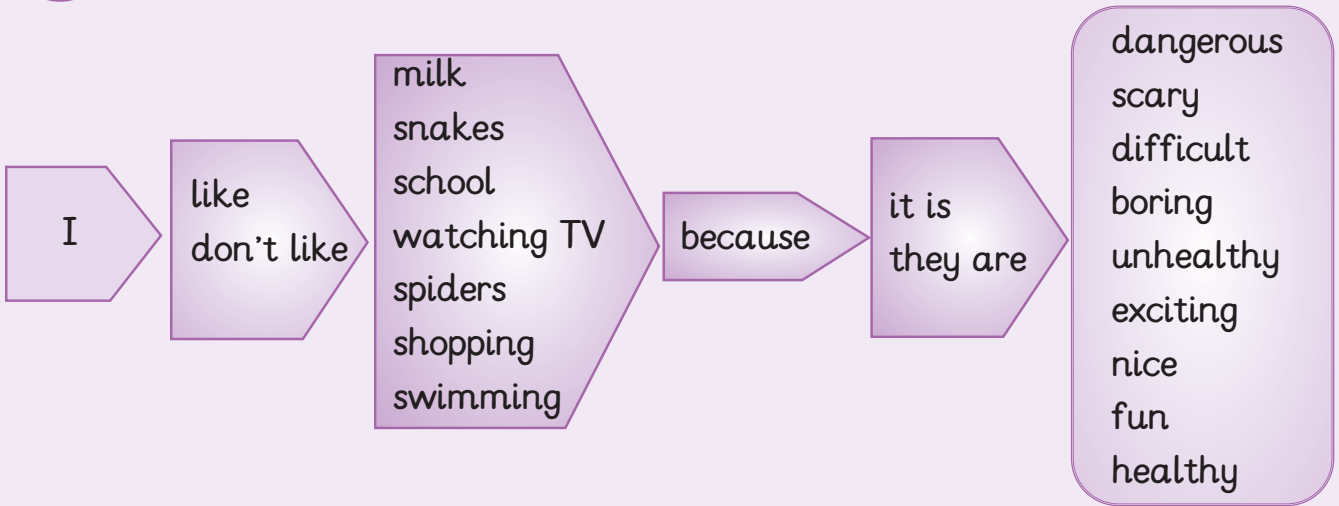
2

Write a description of this character.



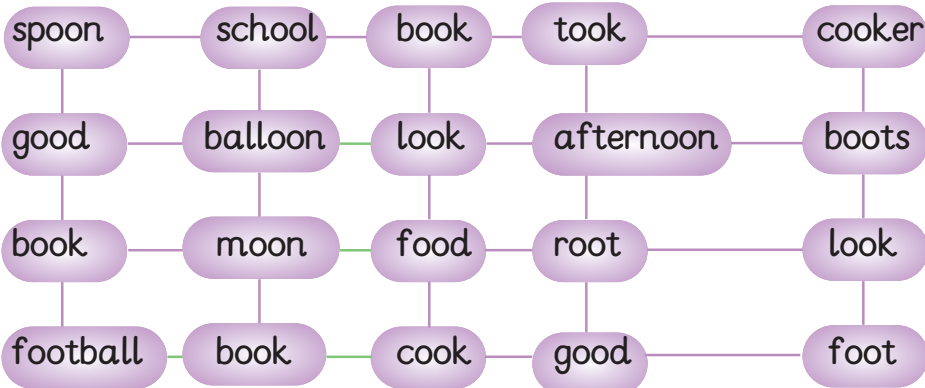
'All About Me'

1 Write about yourself.



The 'oo' Words

2 Follow the words that sound like room.



Jobs

1 Find and write the jobs.

| | | | | | | | | | |
|---|---|---|---|---|---|---|---|---|---|
| s | h | d | r | i | v | e | r | f | s |
| e | s | p | i | t | s | o | a | t | h |
| h | o | u | s | e | w | i | f | e | o |
| p | l | s | a | r | w | d | a | a | p |
| o | d | u | p | e | s | a | r | c | k |
| e | i | p | i | l | o | t | m | h | e |
| h | e | u | u | c | w | o | e | e | e |
| r | r | n | u | r | s | e | r | r | p |
| m | e | e | k | e | c | h | o | t | e |
| s | d | o | c | t | o | r | h | s | r |

- 1
- 2
- 3
- 4
- 5
- 6
- 7
- 8
- 9

Changing Sentences

2 Make the sentences plural. Add some to the sentences.

1. There is a cat in the garden.

.....

2. There is a book in the cupboard.

.....

3. There is a tomato in the fridge.

.....

4. There is a wolf in the wadi.

.....

5. There is a fly in the room.

.....

Marwan's Day

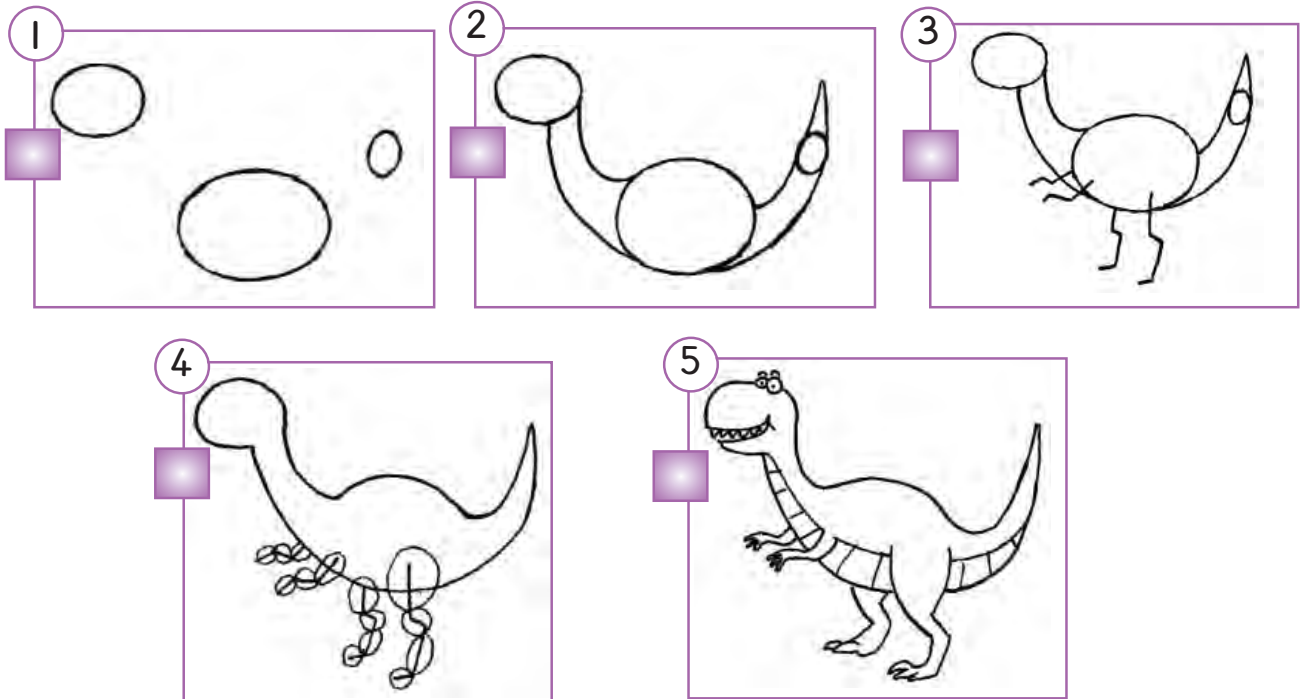
Yesterday, Marwan went to the beach.
Write a paragraph about what he did.




Drawing a Dinosaur

Match the instructions to the pictures.


- a Draw lines for the legs and the arms.
- b Draw three egg shapes.
- c Draw a line around the three egg shapes
- d Draw the teeth and the eyes.
- e Draw around the lines for the legs and the arms.



My Reading Record.



A large rectangular area with a light purple background and a dark purple border. It contains 18 horizontal dotted lines for writing.




A large purple rectangular area containing two columns of horizontal dotted lines for writing practice.



A large rectangular area with a light purple background, containing two columns of horizontal dotted lines for writing practice.


My Dictionary.




A large area for writing, consisting of two columns of horizontal lines. Each line is a dotted line, and there are 20 lines in each column, for a total of 40 lines.



Handwriting practice lines consisting of two columns of horizontal dotted lines.



A large writing area consisting of two columns of horizontal dotted lines for handwriting practice. The lines are evenly spaced and extend across most of the page's width.



Handwriting practice area with two columns of horizontal dotted lines.



My Notes.

Spelling

| | Words | 1 | 2 | 3 |
|--------|-------------|---|---|---|
| Unit 1 | making | | | |
| | writing | | | |
| | dancing | | | |
| | smiling | | | |
| | coming | | | |
| | fun | | | |
| | boring | | | |
| | interesting | | | |
| | easy | | | |
| | difficult | | | |
| Unit 2 | cycle | | | |
| | circle | | | |
| | dance | | | |
| | ice | | | |
| | cinema | | | |
| | mother | | | |
| | father | | | |
| | aunt | | | |
| | uncle | | | |
| | cousin | | | |



| Unit 3 | Words | 1 | 2 | 3 |
|--------|-----------|---|---|---|
| | iron | | | |
| | sweep | | | |
| | clean | | | |
| | wash | | | |
| | hoover | | | |
| | every | | | |
| | always | | | |
| | usually | | | |
| | sometimes | | | |
| | never | | | |

| Unit 4 | station | | | |
|--------|-------------|--|--|--|
| | question | | | |
| | information | | | |
| | description | | | |
| | instruction | | | |
| | played | | | |
| | washed | | | |
| | helped | | | |
| | brushed | | | |
| | looked | | | |



| Unit 5 | | Words | 1 | 2 | 3 |
|--------|--|---------------|---|---|---|
| | | climb | | | |
| | | comb | | | |
| | | knee | | | |
| | | knife | | | |
| | | write | | | |
| | | healthy | | | |
| | | exercise | | | |
| | | protein | | | |
| | | vitamins | | | |
| | | carbohydrates | | | |

| Unit 6 | | | | |
|--------|--|---------|--|--|
| | | was | | |
| | | were | | |
| | | had | | |
| | | ate | | |
| | | ran | | |
| | | went | | |
| | | saw | | |
| | | made | | |
| | | found | | |
| | | thought | | |

Spelling tests

Unit 1

.....
.....
.....
.....

5

.....
.....
.....
.....

5

Unit 2

.....
.....
.....
.....

5

.....
.....
.....
.....

5

Unit 3

.....
.....
.....
.....

5

.....
.....
.....
.....

5

Unit 4

.....
.....
.....
.....

5

.....
.....
.....
.....

5

Unit 5

.....
.....
.....
.....

5

.....
.....
.....
.....

5

Unit 6

.....
.....
.....
.....

5

.....
.....
.....
.....

5

Notes for Parents

In this Skills Book, children are continuing to develop their knowledge of English language, vocabulary and literacy skills. The activities are carefully designed to encourage children to develop a positive attitude to English and to skills development. Tasks are set up in class under the guidance and support of the teacher.

Your Role

Your role as a parent is very important. You can support your child by going through the activities in this book with them and by giving them lots of praise and encouragement. We have included special homework pages at the end of each unit. Please ask your child about these activities and make sure they have a time and a place to do their homework.

Writing Development

In this Skills Book, children will continue to develop joined-up writing skills so they can write quickly and fluently. In grade 4, children are encouraged to write longer texts and to write a variety of genres such as descriptions, explanations, instructions, leaflets and letters. Your child will continue learning about the writing process through shared writing sessions in which the teacher demonstrates a range of skills and knowledge about writing such as handwriting, spelling, punctuation, editing and layout. Your child will also continue to learn to spell words which will reinforce common spelling patterns and help them to read and write the most frequently used words in English.

Reading Development

In grade 4, children read a variety of different genres in their course books, such as letters, instructions, leaflets, descriptions and explanations. In addition, specific time is allocated in the lessons as 'Reading Time' when the whole class is engaged in reading. Children will be able to choose a book from a variety of Class Readers. Reading Time supports the development of independent reading skills. Children will learn about book selection, the different purposes of reading and enjoy the humour, excitement and imagination of books they read.

Grammar

In grade 4, children continue to 'notice' patterns in English through a regular feature in the Skills Book called, 'Explore'. In these activities, children investigate examples of English and answer questions to lead them to discover language patterns and grammatical rules for themselves. By doing this, they become active participants in the learning process.

Self-Assessment

In grade 4, children learn to review their work and assess themselves by responding to a series of statements which are linked to the learning objectives. This is done in the Classbook. In addition, the teacher will encourage children to reflect on their work during normal classroom activities.

مذكرة لأولياء الأمور

الفاضل / ولي أمر التلميذ:

يواصل التلاميذ في كتاب المهارات هذا تطوير معرفتهم باللغة الانجليزية وبالمفردات والمهارات التعليمية والمعرفية، ويهدف كتاب المهارات إلى تشجيع التلاميذ لاكتساب اتجاه ايجابي حيال اللغة الانجليزية و إلى تطوير المهارات، وقد تم تصميم الأنشطة والمهام في هذا الكتاب بدقة وعناية لتنمية هذه المهارات والمعارف وتعزيزها بطريقة ممتعة وجذابة، ويقوم التلاميذ بأداء جميع المهام داخل الصف تحت إشراف المعلم ومساندته.

دورك باعتبارك ولي أمر التلميذ:

إن دورك باعتبارك ولي أمر التلميذ مهم جدا، فبإمكانك مساعدة طفلك من خلال متابعة نوع الأنشطة التي يقوم بها طفلك في الفصل مع المعلم، ويمكن أداء ذلك من خلال النظر في أنشطة هذا الكتاب وسؤال طفلك لإخبارك عنها ومعرفة ما يمكنه إنجازه منها، وسيطلب هذا منك الإشادة والثناء الكبير على طفلك وتشجيعه. لقد قمنا بتخصيص بعض الصفحات للتمارين بنهاية كل وحدة دراسية لأدائها مع أطفالك في المنزل، وهي تمارين للمهارات واللغة التي درسوها داخل الفصل ، فالرجاء سؤال طفلك عن هذه النشاطات والتأكد من توفير الوقت والمكان له لأدائها.

تطوير مهارة الكتابة:

سيواصل التلاميذ في كتاب المهارات هذا ممارسة الكتابة بالحروف المتصلة وهذا من شأنه مساعدتهم في اكتساب مهارة وسرعة أكبر عند الكتابة. في الصف الرابع، يتم تشجيع التلاميذ على كتابة فقرات أطول و بأنواع مختلفة كالوصف والتفسير والتعليمات والمطويات والرسائل. كذلك سيواصل طفلك المشاركة في حلقات الكتابة التشاركية حيث يقوم فيها المعلم باستعراض العديد من المهارات والمعارف حول الكتابة مثل الخط و الإملاء و التهجئة والترقيم والمراجعة والتنسيق، وسيواصل طفلك تعلم إملاء بعض الكلمات التي سوف تساعده في تعزيز قدراته في تهجئة الكلمات ومن ثم قراءة وكتابة الكلمات الشائعة الاستخدام باللغة الإنجليزية .

تطوير مهارة القراءة:

في الصف الرابع يقوم التلاميذ بقراءة نصوص من أنواع مختلفة كالرسائل والتعليمات والمطويات والوصف والتفسير بالإضافة إلى ذلك يتم تخصيص وقت في الحصص " للقراءة الحرة " يقوم فيه جميع التلاميذ بقراءة كتب مطالعة يقومون باختيارها من مجموعة كتب المطالعة المتوفرة في المكتبة الصغيرة في الفصل وسوف يساعد هذا الوقت المخصص لقراءة التلاميذ على تنمية مهاراتهم في القراءة المستقلة كما سيتعرف التلاميذ على طرق اختيار كتاب المطالعة الذي يرغبون في قراءته والأهداف المختلفة للقراءة والتمتع بالفكاهة والإثارة والخيال في هذه الكتب .

قواعد اللغة :

في الصف الرابع، سيواصل التلاميذ ملاحظة قواعد وسمات اللغة الانجليزية من خلال نشاطات محده بعنوان (أكتشف) حيث يقوم التلاميذ من خلال هذه النشاطات بالتعرف على نماذج اللغة والإجابة على أسئلة تقودهم لاكتشاف أنماط اللغة و القواعد اللغوية بأنفسهم وبهذا يشاركون أكثر في عملية التعلم ويصبحون متعلمين فاعلين.

التقييم الذاتي:

يواصل التلاميذ في الصف الرابع مراجعة أعمالهم وتقييم أدائهم بأنفسهم من خلال الاستجابة لمجموعة من العبارات المرتبطة بأهداف التعلم ويتم إجراء ذلك في كتاب الفصل بالإضافة إلى ذلك ستقوم المعلمة بتشجيع التلاميذ على التأمل في الأعمال التي يقومون بها من خلال الأنشطة الصفية اليومية.

Think about this semester.

What do you understand very well?

What do you need to do more work on?

What will you do in the holiday to help you improve your English?

- read and write paragraphs
- talk and write about the past

- give an opinion
- talk about activities in the home

- name different jobs
- spell words



4A
Second Edition


Ministry of Education
Sultanate of Oman

Skills Book



Ministry of Education
Sultanate of Oman
2014-2015