


2B

ENGLISH FOR ME

Classbook



2014-2015
Ministry of Education
Sultanate of Oman



H. M. Qaboos bin Said, Sultan of Oman

Welcome

from the Minister of Education

Dear Pupils,

This Classbook and the accompanying Skills Book have been designed to develop your English Language skills. Throughout the year, you will learn more English vocabulary, capital letters, numbers and develop your reading and writing skills. You will also get opportunities to listen to English and practice speaking. Self-assessment and quizzes will give you a better understanding of your progress, unit by unit.

In addition to the Classbook, and the Skills Book, your teacher will be using colourful resource packs of posters, flashcards and games to help enhance your comprehension of the English language. Big Books and learning DVDs will also be used regularly by your teacher in class to help you to progress in learning the language.

The tasks are carefully designed to develop your skills in an interesting and motivating way. Most of the tasks are usually completed in class under the guidance and support of your English teacher. However, there may be times when you will be asked to do some work at home.

The colourful glossary at the back of this book can be used at home with your parents to help you practice new words. We are sure that the learning experience will be enjoyable and memorable for you and your classmates.

Have a good semester and remember to take good care of your books!

Madiha bint Ahmed Al Shaibaniyah
Minister of Education

English for Me

Grade 2B ClassBook

Preparation:

This material has been produced, designed and managed by a committee formed by the English Language Curriculum Section of the Department of Human Sciences Curriculum Development, Directorate General of Curriculum Development at the Ministry of Education.

© Ministry of Education,
Sultanate of Oman 1101V

All rights reserved.


Sunday



Wednesday


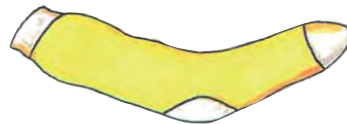


Monday



Thursday

Friday



My name is

Tuesday

This is my book




Saturday





Unit 1 Free time

I collect telephone cards.



Listen and speak.


I collect comics.



I collect postcards.



I collect badges.





5


I collect dolls.



4 5

6

I collect kites.



6 7

I collect stamps.

7



10 11

I collect yo-yos.

8



7 8



Listen and read.

Vicky's Badges



apple



ball



cat



dog



hen



ice cream



jelly



kite



orange



plane



queen



rabbit



video



window



x-ray



yo-yo



Sing.

The Alphabet Song



ear



fish



goat



lion



mouse



nose



snake




train

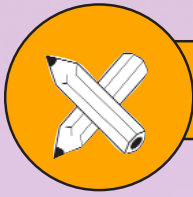


umbrella







zebra








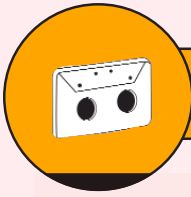


Write the letters.







At the Shop





Listen and Say the numbers.

What do you like doing in your free time?





Read and match.

Write the letters.

a



1. I like watching television. d



b

2. I like playing volleyball.

c



3. I like swimming.



d

4. I like playing basketball.

e



5. I like collecting stamps.



f

6. I like reading comics.

g

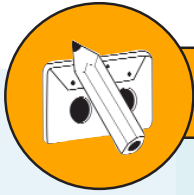


7. I like playing games.



h

8. I like playing football.



Listen. Write ✓ or ✗.


What do you like doing ?

					
 Maha					
 Paul					
 Sami					
 Vicky					



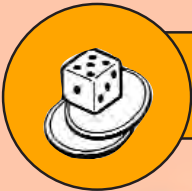
Read, draw and write.

Read about Paul. Write about yourself.




I like playing basketball,
but I don't like collecting stamps.





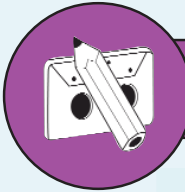
Play a game.

The Alphabet Game





Unit 2 Animals



Listen and write.

1



a frog
a snake
a sheep
a dog
a duck
a donkey
a cat
a cow

3



5




6




2



4

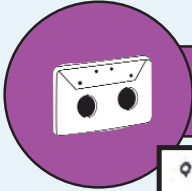


7




8






Listen.


What is it?




a zebra




a kangaroo



a crocodile



a giraffe




an elephant




a tiger



a parrot




a monkey





Count and write.



tiger

4
5



monkey

5
6



snake

7
8



elephant

2
3



crocodile

1
2



giraffe

2
3



zebra

3
4



Sing.

The Animals go Marching

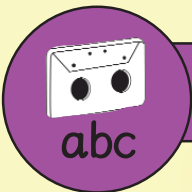
The monkeys go marching six by six,
The brown one stops to pick up sticks.

The lions go marching five by five,
The yellow one stops to watch a beehive.

The tigers go marching
four by four,
The little one stops to
knock on a door,

The zebras go marching
three by three,
The big one stops
to eat a tree,

The camels go marching two by two,
Hurrah, hurrah!
The camels go marching two by two,
Hurrah, hurrah!
The camels go marching two by two,
The little one stops to tie his shoe,
And they all go marching,
Happily marching on.




Listen and read.



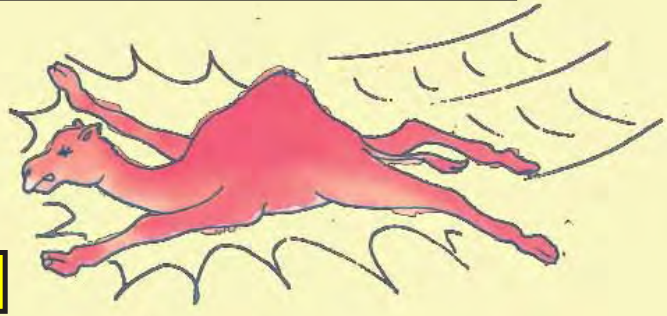
1

A kangaroo can jump.




2

A crocodile can swim.



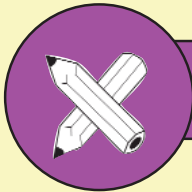
3

A camel can't fly.









4

A giraffe can't climb trees.



Think. Write ✓ or ✗. Check your answers.

						
fly						
climb						
swim						
jump						



Listen and track.

The tortoise and the hare were friends. But one day they had an argument.

The tortoise asked the hare, 'Can I have some of your carrot?'

The hare laughed at the tortoise and said, 'Yes, if you can run faster than I can.'

The Tortoise and the Hare




The hare was very proud because he could run very fast. He wanted to have a race with the tortoise to show all the other animals that he was fast and clever.

The tortoise said, 'OK, I'll race you. I know I'm slow, but I always finish what I start.'


So the next day the race began. All the other animals came to look. The lion, the tiger, the giraffe, the elephant, the zebra, the snake, and the crocodile.

All the animals shouted, 'One, two, three, go!' And the race started.






The tortoise walked very slowly. But he walked and walked and walked. He didn't stop.




The hare ran very fast. He ran and ran and ran.




The hare stopped and ate some carrots. The tortoise was a long way behind him. Then the hare played with some friends.




After that he felt tired, so he sat down to rest. Soon he was asleep.




The tortoise walked and walked and walked. He was very slow, but he didn't stop. Slowly the tortoise walked past the hare.




The hare didn't know because he was asleep.



Soon the tortoise was near the finish line. All the other animals were happy for the tortoise.




'Well done, tortoise!' they shouted.



The hare woke up. He could hear noise, but he couldn't see the tortoise. He looked and saw the tortoise near the finish line. 'Oh no!' he said. He started to run again. He ran very fast.

13




He ran faster and faster and faster. But it was too late. The tortoise crossed the finish line first

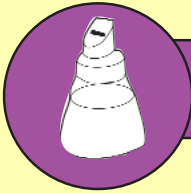


14


Hurrah! The tortoise is the winner!




'Hurrah! The tortoise is the winner!' shouted the other animals.



Make a book.



Funny animals



1
Cut along the lines so you have have six animals.



2
Put their animals one behind the other to make a book, with all the blue borders on the left.



3
Cut carefully along the horizontal lines without cutting into the blue border.



4
Get your teacher to help you staple the blue borders.



5
Turn the pages to make a silly animal.



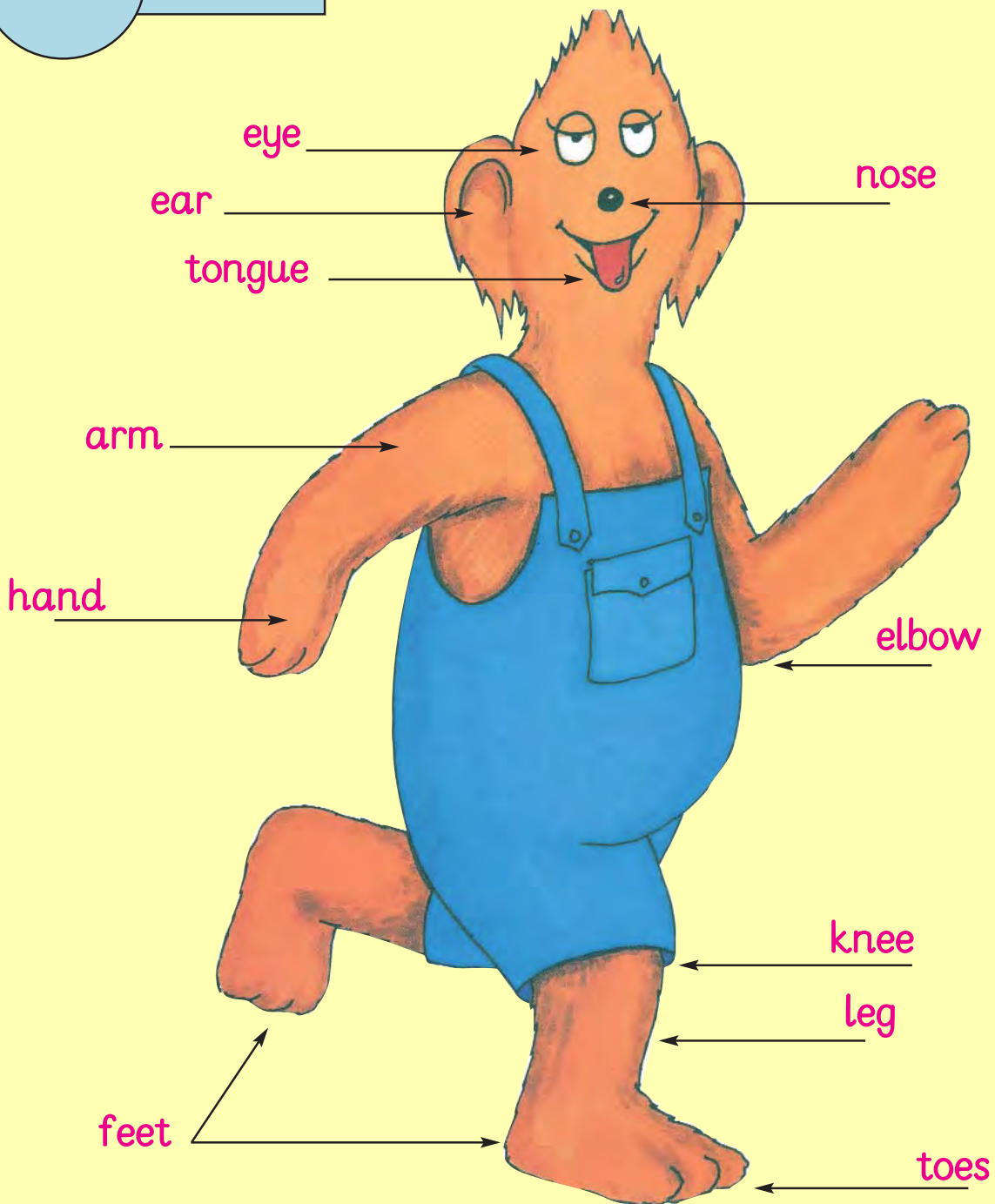
6
Describe your funny animal to a partner.



Unit 3 Five senses

abc


Read.





abc **Read.**


Put your hands on your head.




Touch your knees.



Put your nose on your knee.



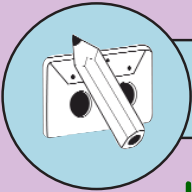
Touch your toes.



Put your elbows on your knees.





Put your foot on your head.



Listen, read and match.

1. Touch your head.
2. Put your hands on your ears.
3. Touch your nose.
4. Put your elbow on your knee.





Read and write.

I can see a _____ clown.

I can see a _____ clown.

I can see a _____ clown.

I can see a _____ clown.



24

happy sad fat thin tall short




Say the rhyme.

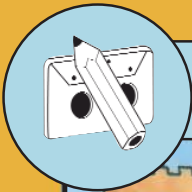
My Eyes Can See

I can see a _____ clown.

I can see a _____ clown.





- My eyes can see.
- My mouth can talk.
- My ears can hear.
- My feet can walk.
- My nose can smell.
- My teeth can bite.
- My tongue can taste.
- My hands can write.




Listen and tick.

I can hear ...





Listen, say and read.



I can hear a ball.




I can hear a radio.



I can hear a drum.




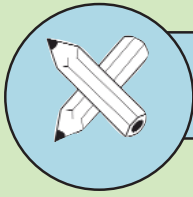
I can hear a telephone.



Read and match.

- I can hear a dog.
- I can hear a duck.
- I can hear a cat.
- I can hear a car.
- I can hear a bee.
- I can hear the sea.





Complete the chart.

The 'I Hear' Experiment





	✓	✗




Say the rhyme.

The Shape Rhyme



Stand up.



Turn around.



Touch a teddy bear.





Draw and speak.



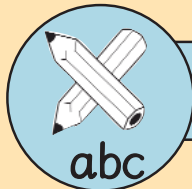
1	2	3	4
---	---	---	---

1. I can feel a


3. I can feel a







2. I can feel a

4. I can feel a

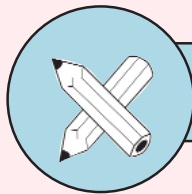


Read and tick.



	 rock	 cotton wool	 cat	 tree	 balloon	 glass
hard	✓					
soft						
rough						
smooth	✓					





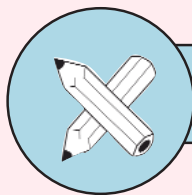
Write.

What can you smell?

It smells like a banana.



Name	1	2	3	4



Write.

1. It smells like a _____



2. It smells like an _____




3. It smells like _____

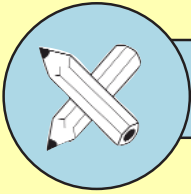


4. It smells like an _____









5. It smells like _____






Think and write.



	 lemon	 chocolate	 chips	 honey	 lime	 peanuts
sweet						
sour	✓					
salty						

1. Sweet foods are _____ and _____.
2. Sour foods are _____ and _____.
3. Salty foods are _____ and _____.





Unit 4 Adventure



Sing.

Suzie's Coming Round the Mountain

Suzie's coming round the mountain on a train.



Suzie's riding six white horses. Here she comes.



Singing ay ay yippee yippee ay!



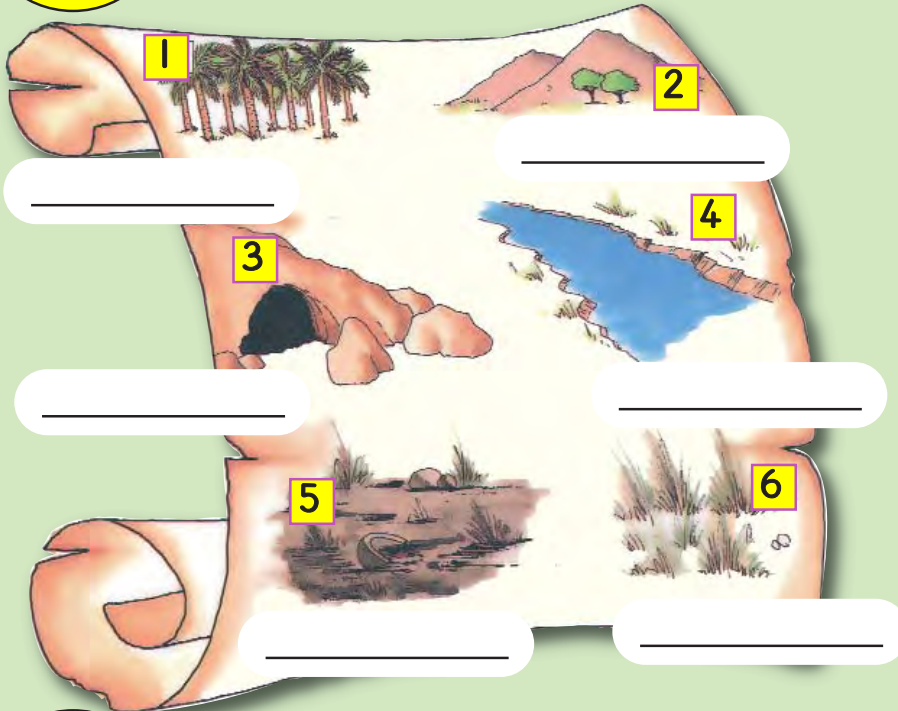
Suzie's wearing pink pyjamas. Here she comes.

Oh! We're happy and we're laughing, Suzie's here.





Read and write.



woods
grass
a river
mud
a mountain
a cave



Read, match and draw.

through

under

across

around


over

The Treasure Hunt



Listen and read.

We're all going on a treasure hunt. Come on.



What are you doing?



We can't go over it.
We can't go under it.
Oh! No.
We've got to run through it.
Swish, swash Swish, swash
We've got to run through it.

Uh-uh. There's some tall grass.



Uh-uh.
There's some deep mud.



We can't go over it.
We can't go under it.



Oh! No.
We've got to walk through it.
Oh! No. We've got to walk through it.
Squelch, squerch, Squelch, squerch,
We've got to walk through it.

Uh-uh.
There's a deep river.
We can't go over it.
We can't go under it.



Oh! No.
We've got to swim across it.
Splish, splash Splish, splash
We've got to swim across it.

Uh-uh.
There's a dark wood.
We can't go over it.
We can't go under it.



Oh! No.
We've got to walk through it.
Bank crash bank crash
We've got to walk through it.



Uh-uh.
There's a tall mountain.
We can't go over it.
We can't go under it.

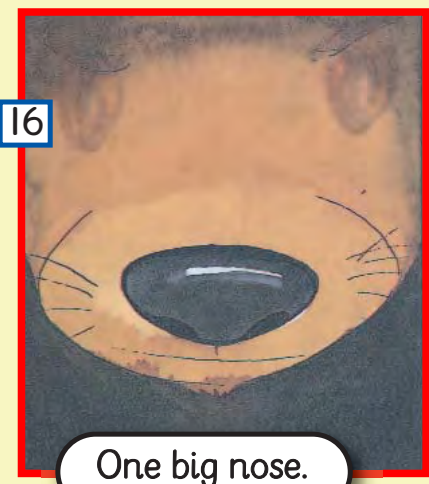



Oh! No.
We've got to go around it.
Puff, pant, Puff, pant
We've got to go around it.




Uh-uh.
There's a dark cave.
We can't go over it.
We can't go under it.

Oh! No.
We've got to go in it.
Tip toe tip toe
We've got to go in it.



One big nose.



Two big eyes.



Lots of big teeth.

IT'S A
FOX !!!



19


Quick! Run out of the cave.



20

Tip toe!
Tip toe! tip toe!

Back around the mountain.



21

Back through
the woods.



22

Bang! Crash!
Bang! Crash!

Back across
the river.




23

Splish! Splash!
Splish! Splash!



24

*Squelch! Squerch!
Squelch! Squerch!*



25

*Swish! Swash!
Swish! Swash!*




26




27




Draw the route.


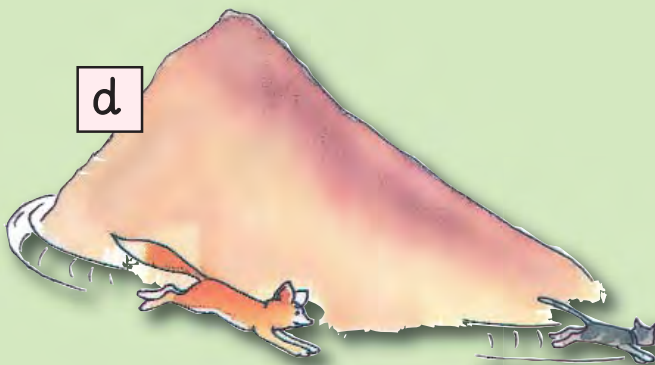




Read and match.

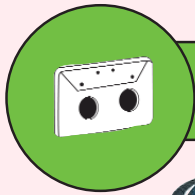


1. Sami's walking through the tall grass.
2. Vicky's swimming across the river.
3. Biff's climbing over the mountain.
4. Maha's walking through the woods.
5. Paul's walking through the mud.
6. Soot's running around the mountain.





Unit 5 Food and Shopping

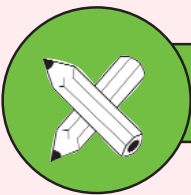


Listen and point.

Sing a Song of Baskets





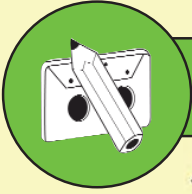
Sing a song of baskets.
 A basket full of carrots,
 A basket full of chocolate cake,
 Or maybe pretty parrots,
 A basket full of tasty dates,
 A basket full of money,
 Or if it's something sweet you want,
 A basket full of honey.
 Ugh!




Label the pictures.

- a carrot
2 bananas
- 4 carrots
a banana
- 2 cakes
a cake
- an apple
3 apples






Listen and match.



Draw and write.

My picnic

I 've got _____, _____, _____
and _____.



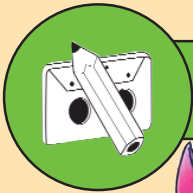
Read. Write ✓ or X.



like = ✓
don't like = X

	me		my friend	
	✓	X	✓	X
1. Do you like  chicken?				
2. Do you like  bananas?				
3. Do you like  carrots?				
4. Do you like  cake?				
5. Do you like  fish?				
6. Do you like  milk?				
7. Do you like  potatoes?				
8. Do you like  chocolate?				
9. Do you like  rice?				
10. Do you like  dates?				

I like _____, _____ and _____,
but I don't like _____.



Listen. Write ✓ or ✗.



	Maha	Paul	Biff	Sami	Vicky	Soot
cheese	✓					
biscuits						
onions						
chocolate						
chicken						
milk						
cake						
carrots						



Read and write.

I like cheese and cake,
but I don't like onions.



I like _____ and _____,
but I don't like _____.




I like _____ and _____,
but I don't like _____.



I like _____ and _____,
but I don't like _____.





Read and write.

carrots



oranges



onions




potatoes




tomatoes



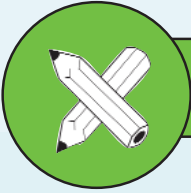
bananas



fruit



vegetables



Circle the odd one out.



a carrot



an apple



a banana



a date



an onion



an apple



a potato



a carrot



a banana



a potato



a date



an apple



a carrot



an orange



an onion



a potato

 Sing.

The Drinks Song



water



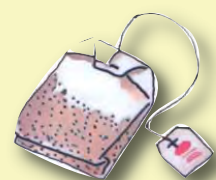
lemonade



cola




coffee



tea

 Listen and tick.



some bread




some lemonade



some water



some bread



some fish




an egg



some cheese



some milk




a banana



some chips



Write hungry or thirsty. Listen and check.



1



Sami is _____.



2



Vicky is _____.



3




Biff is _____.



5



Maha is _____.



5




Paul is _____.





6



Soot is _____.



Listen, ask and answer.



Yes. How many?

Hello. Can I have some eggs, please?

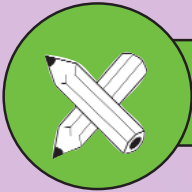
Six, please.

Here you are.

Yes. Here you are.

Can i have an apple, please?


Thank you.




Listen, look and write.


Maha was hungry ...

1





Read and write.



She bought an apple.



She bought an apple and some _____ .



She bought an apple, some bread and some _____ .



She bought an apple, some bread, some cheese and some _____ .



She bought an apple, some bread, some cheese, some tomatoes and some _____ .



She bought an apple, some bread, some cheese, some tomatoes, some dates and some _____ .



She bought an apple, some bread, some cheese, some tomatoes, some dates, a cake and an _____ .



She bought an apple, some bread, some cheese, some tomatoes, some dates, a cake, an orange and some _____ .




Unit 6 Town and Village



Sing.

Sami's in the Souk



Hey ho skip to my Lou,
Hey ho skip to my Lou,
Hey ho skip to my Lou,
Skip to my lou my darling!


Sami's in the Souk
Skip to my Lou!




Soot's in the shop
Skip to my Lou!



Paul's in the park
Skip to my Lou!



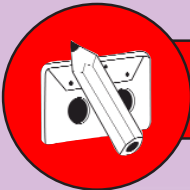
Viki's in the village
Skip to my Lou!



Maha's near the mosque
Skip to my Lou!




Biff's in the bus
Skip to my Lou!




Listen and match.




I live in a big house.



I live in a small house.



I live in a flat.



I live in a flat.





Write about yourself.

Blank writing area with two horizontal lines.



Listen and speak.



Sami's Village



Where's the shop?



Opposite the police station.



Where's the souk?

Next to the falaj.



Where's Biff?

Next to the mosque.






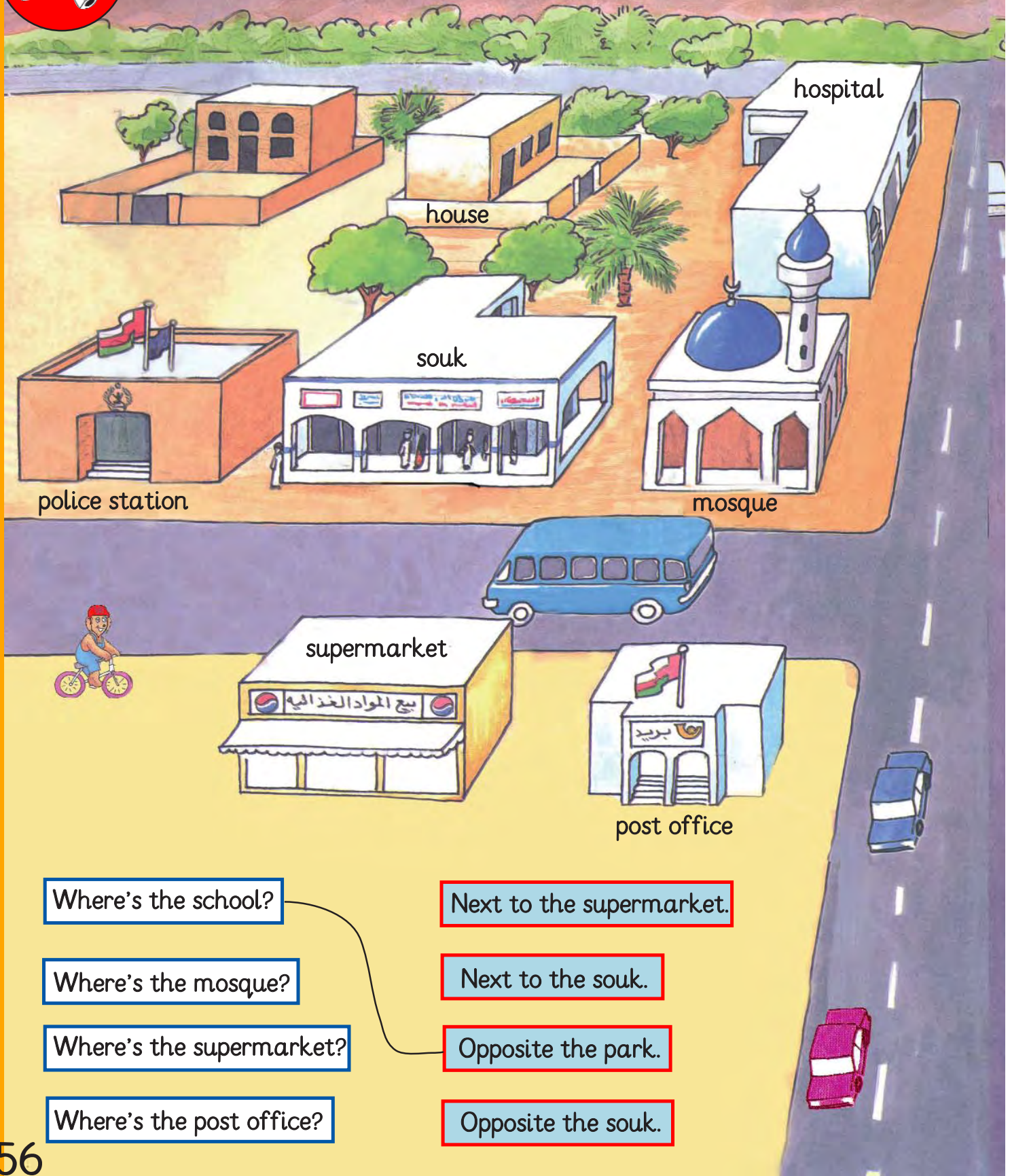
Read and write.



1. Where's the mosque? Next to the _____ .
2. Where's the police station? Opposite the _____ .
3. Where's the clinic? Between the _____ and the _____ .



Listen, read and match.



Where's the school?

Where's the mosque?

Where's the supermarket?

Where's the post office?



Next to the supermarket.

Next to the souk.

Opposite the park.

Opposite the souk.

Maha's Town





Look at the number and write the name.

souk

mosque


house

police station

shop

clinic

falaj



A Village

1. supermarket

2. _____

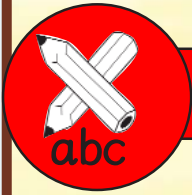
3. _____

4. _____

5. _____


6. _____

7. _____



Read and label.

A Town



2 _____

3 _____

6 _____

7 _____

1 school

4 _____

5 _____

8 _____

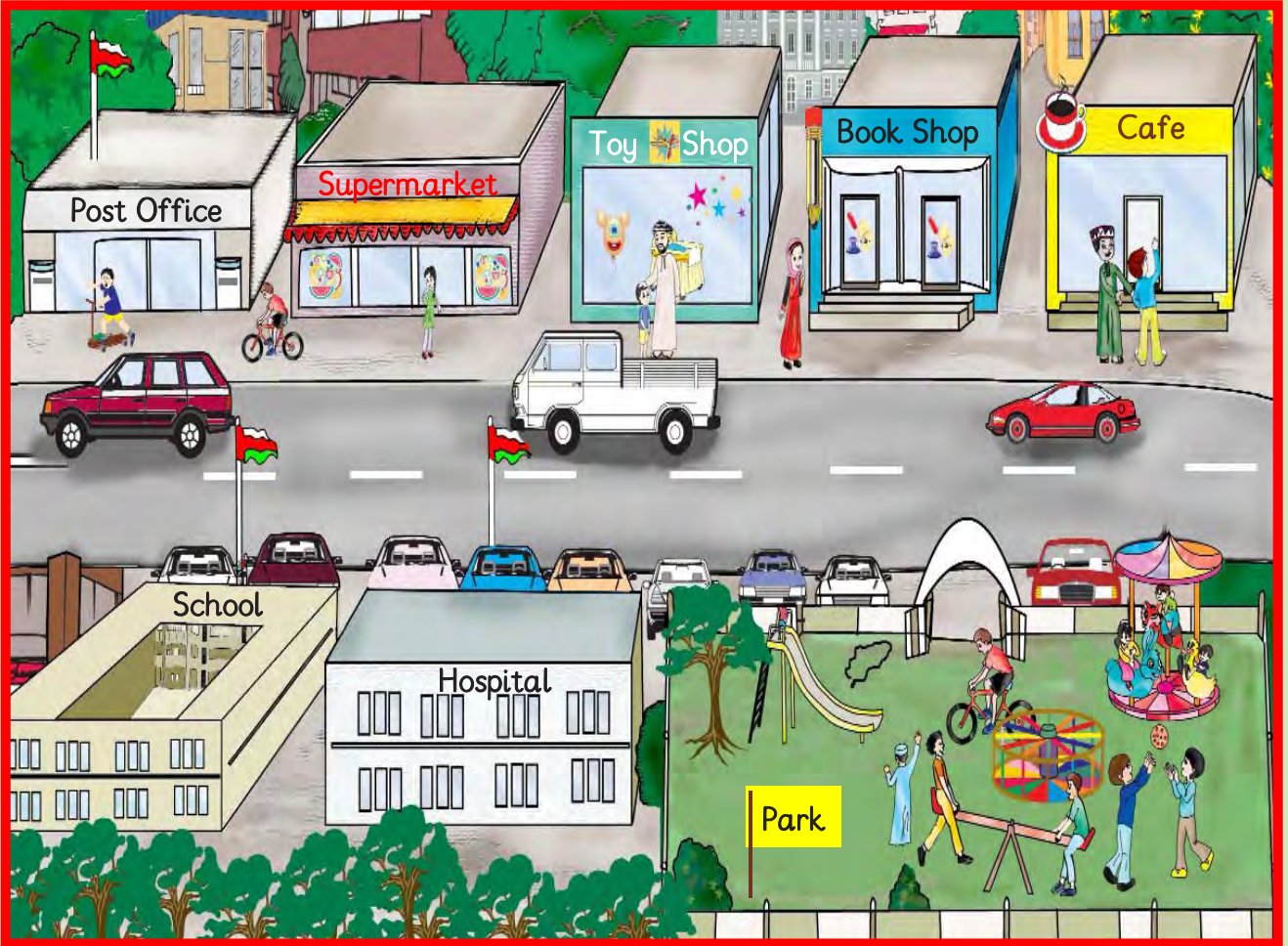
toy shop
hospital
souk

mosque
post office
school

park
supermarket



Look and speak.



Where is the white lorry?

In front of the toy store.


Next to the book shop.

Where is the cafe?





Play a game.



Unit 1

Glossary



a badge



basketball



a clock



a comic



a doll



football



a fort



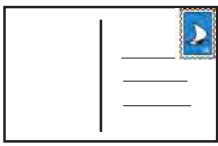
a kite



a lion



a mouse



a postcard



a puzzle



a rabbit



raining



snowing



a spider



a stamp



sunny



swimming



a telephone card



a television



a tiger



volleyball



a watch



a yo-yo

Unit 2



a camel



a cow



a crocodile



a duck



an elephant



a frog



a giraffe



a hare



a hive



a kangaroo




a lion



a monkey



a parrot



a sheep



shoes



a tiger



a tortoise



a tree



a zebra

Unit 3



an arm



a clown



cotton wool



a drum



an elbow



fat



feet



a flower



a glass



a hand



happy



honey



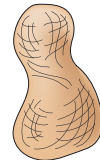
leg



a lemon



a lime



a peanut



a rock



rubbish




sad



sea



short



tall



thin



a tongue

Unit 4



across



around



a cave



a fox



grass



a horse



a mountain



mud



over



pajamas



a river



teeth



through



train



under



woods

Unit 5



a basket




biscuits



a carrot



honey




hungry



money



an onion



thirsty



a tomato

Unit 6



a cafe



a clinic



a date palm



a falaj



a flat



a hospital



a house



a mosque



a park



a police station



a post office



a school



a shop



a souk

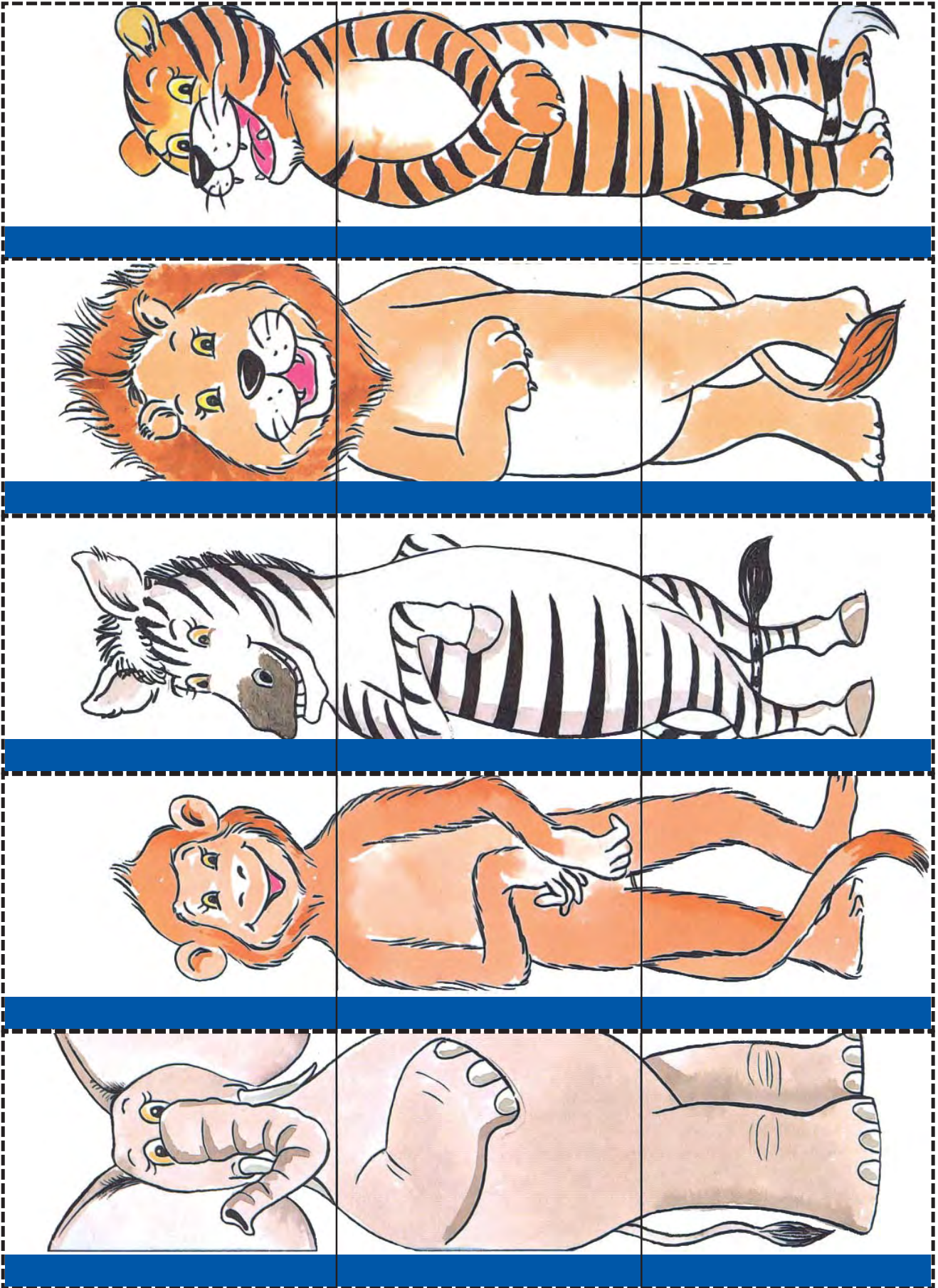



a supermarket



a toy shop

✂ cut







There's some deep mud.



What are you doing?



There's some tall grass,



There's a deep river.



We're all going on a treasure hunt. Come on!



We've got to walk through it.



We've got to swim across it.



We've got to run through it.




What's that?



There's a tall mountain.

 cut



There's a dark wood.



There's a dark cave.




We've got to go around it.



It's a fox!



cut



We've got to go in it.



We've got to walk through it.



Quick! Run out of the cave!



Back to the house.



Back through the woods.



Back through the mud.



We're not going on a treasure hunt again.




Back around the mountain.

 cut



Back through the grass.



Back across the river.

Eat healthy,
be healthy!



www.moe.gov.om